

WILMINGTON LOUNGE SEATING

MODUFORM



WILMINGTON LOUNGE




SF1001


Overview

- Premium contract, commercial and furniture grade, laminated, hardwood frame
- Frame assembled with interlocking components and reinforced utilizing high-grade commercial quality adhesive and galvanized mechanical framing fasteners
- High-grade commercial polyurethane foam with fiber wrap for shape and comfort
- Seats deck features "S" shaped continuous coils reinforced with paper covered tie rods for "no sag" construction
- Seat cushion is loose and is attached with two nylon elastic straps
- Pillow back contains polyester fiber filling. Two baffles sewn into back to keep fiber evenly dispersed within the cushion.
- Springs fixed to engineered hardwood rails using tape lined clips to prevent squeaking
- All seams stitched with finest quality bonded, low profile nylon thread. Superior strength and abrasion resistance
- Certified Green for healthier indoor environments

WILMINGTON: FRAME



Frame components machined into "puzzle cut" components using a heavy-duty computer-controlled router to +/- 1/32" tolerance.



Assembled with interlocking components


 MODUFORM

WILMINGTON: CONSTRUCTION



Frames assembled with interlocking components and reinforced utilizing high-grade commercial quality adhesive and galvanized coated framing fasteners

All seams stitched with finest quality bonded, low profile nylon thread. Superior strength and abrasion resistance



 MODUFORM

WILMINGTON LOUNGE



SF1001



WILMINGTON LOUNGE



SF1002



SF1003

 MODUFORM

flexibility in furniture



SF1003

WILMINGTON LOUNGE SEATING

ModuForm, Inc.
172 Industrial Road
Fitchburg, MA 01420
(800) 221-6638
moduform.com