

JULIA MODULAR LOUNGE SEATING

 MODUFORM



JULIA MODULAR LOUNGE



JUL01
24''d x 23.5''w x 32''h



JUL01ARM
24''d x 30.5''w x 32''h



JUL01ARML
24''d x 27''w x 32''h



JUL01ARMR
24''d x 27''w x 32''h

- ### Overview
- Premium contract, commercial and furniture grade, laminated, hardwood frame
 - Frame assembled with interlocking components and reinforced utilizing high-grade commercial quality adhesive and galvanized mechanical framing fasteners
 - High-grade commercial polyurethane foam with fiber wrap for shape and comfort
 - Seats and backs feature "S" shaped continuous coils reinforced with paper covered tie rods for "no sag" construction
 - Springs fixed to engineered hardwood rails using tape lined clips to prevent squeaking
 - All seams stitched with finest quality bonded, low profile nylon thread. Superior strength and abrasion resistance
 - Certified Green for healthier indoor environments



JULCRNBB
23.5''d x 23.5''w x 32''h



JULIA MODULAR LOUNGE



JUL02
24''d x 47''w x 32''h



JUL01BN
24''d x 23.5''w x 18''h



JUL02BN
24''d x 47''w x 18''h




JUL03
24''d x 70.5''w x 32''h



JUL03BN
24''d x 70.5''w x 18''h


JULIA: FRAME



Frame components machined into "puzzle cut" pieces using a heavy-duty computer-controlled router to +/- 1/32" tolerance.

Assembled with interlocking components

 MODUFORM






CHELSEA: CONSTRUCTION



Frames assembled with interlocking components and reinforced utilizing high-grade commercial quality adhesive and galvanized coated framing fasteners

All seams stitched with finest quality bonded, low profile nylon thread. Superior strength and abrasion resistance



 MODUFORM



JULIA CURVES



JUL60C
24''d x 56.5''w x 18''h



JUL38C
24''d x 32.5''w x 18''h



JUL60CB
24''d x 56''w x 32''h



JUL60RCB
24''d x 56''w x 32''h



JUL38CB
24''d x 32.5''w x 32''h



JUL38RCB
24''d x 37.75''w x 32''h



JULIA WEDGES



JUL30W
24"d x 29"w x 18"h



JUL38W
24"d x 32.5"w x 18"h



JUL30WB
24"d x 29"w x 32"h



JUL38WB
24"d x 32.5"w x 32"h

JULIA OTTOMAN



JUL36DHT
36" diameter x 16"h
Laminate Top



JUL18PEDFT
18" diameter x 18"h
Nesting Ottoman



JUL18DHT
18" diameter x 18"h
Laminate Top



JUL18DFT
18" diameter x 18"h

MODUFORM

flexibility in furniture



JULIA MODULAR LOUNGE SEATING

ModuForm, Inc.
172 Industrial Road
Fitchburg, MA 01420
(800) 221-6638
moduform.com