



LIST PRICING



**EFFECTIVE
MARCH 15, 2014**

 **addenfurniture**



CONTENTS SUMMARY

CASEGOODS	10
GENERAL INFORMATION	6
HEALTHBEDS & ACCESSORIES. .	170
INDEX	336
MATTRESSES & BOXSPRINGS . .	175
SEATING	186
TABLES	294
TERMS & CONDITIONS	8



TABLE OF CONTENTS

CASEGOODS.....	10
SOLID WOOD CASEGOODS.....	10
BOSTON.....	10
EASTON.....	22
HOLLIS.....	32
LEYDEN.....	42
PASSAGES.....	52
PASSAGES II.....	60
ROOMMATE.....	68
WILTON.....	106
SOLID/VENEER CASEGOODS.....	116
CARTER.....	116
GRADUATE.....	132
LOWELL.....	138
MISSION.....	162
HEALTHBEDS & ACCESSORIES.....	170
HEALTH BEDS.....	170
HEALTH BEDS ACCESSORIES.....	170
BED ENDS.....	172
OVERBED TABLES.....	172
MATTRESSES & BOXSPRINGS.....	175
BOXSPRINGS.....	175
MATTRESSES.....	179
SEATING.....	186
FULLY UPHOLSTERED SEATING.....	186
BRISTOL.....	186
CANYON.....	188
UNIVERSITY.....	190
EXETER.....	192
KENSINGTON.....	198
LENOX.....	200
MANCHESTER.....	202
NEWTON.....	204
SALEM.....	206
SOMERSET LOUNGE.....	208

WESTMINSTER.....	212
WILMINGTON.....	214
MODULAR SEATING.....	216
CHELSEA.....	216
HADLEY.....	220
SAUGUS.....	224
WOOD FRAMED SEATING.....	226
COMMON AREA CHAIRS.....	226
MARCO.....	232
MARCO PUBLIC AREA SEATING.....	234
MISSION LOUNGE.....	236
ORSAY BARIATRIC SEATING.....	240
ORSAY PUBLIC AREA SEATING.....	242
PATIENT CHAIRS.....	244
ROCKERS.....	248
PROFILE ROUNDER.....	252
PUBLIC AREA SEATING BENCHES.....	256
RENAISSANCE PUBLIC AREA SEATING.....	258
ROUNDER.....	260
ROUNDER, REVERSIBLE.....	264
SIDE AND STACK CHAIRS.....	268
SOMERSET PUBLIC AREA SEATING.....	274
TWO-POSITION CHAIRS.....	284
OTTOMANS & CUBES.....	292
TABLES.....	294
COMMON AREA	294
PUBLIC AREA SEATING.....	300
SOLID BEECH.....	302
GRADUATE.....	302
SOLID OAK.....	304
GROTON.....	304
MISSION.....	312
PARSONS.....	314
PROFILE.....	320
UTILITY.....	323



GENERAL INFORMATION

WOODS AND FINISHES

All wood items are constructed of solid oak unless otherwise specified. Other woods are available but cost and delivery schedules vary from standard oak.

Standard finish is a natural catalyzed lacquer. Note separate prices for standard stains for casegoods and tables.

Custom finishes to match customer requirements are available. Items must be priced from the appropriate stain category, plus a lump sum charge of \$195 Net (per order per stain) for custom matching.

WOOD FURNITURE CARE

Care of all of our wood furniture should be restricted to cleaning with a soft cloth moistened in a solution of warm water and a very mild detergent. This may be done as often as needed with no effect on the finish. In case of ballpoint pen or magic marker, very occasional cleaning can be done with a soft cloth moistened with alcohol, lacquer thinner or any other solvent. Use of solvent should, of course, be limited since it can wear away the finish when done frequently and over a long period of time.

LAMINATE TOPS

Items offered with matching laminate tops may be ordered in other colors or patterns. However, delivery times may be extended and a price upcharge may be applicable.

COVERING MATERIALS

C.O.M. prices include labor to apply Customer's Own Material, but not the cost of the material. Prices for furniture upholstered in Adden graded fabrics are indicated in this price list.

C.O.M. coverings must be approved by Adden prior to acceptance of an order. Upon approval, a sample swatch must accompany the order. Adden Furniture assumes no responsibility for wear, defects, or performance of C.O.M. coverings. Special instructions for handling materials (patterns, directional stripes, etc.) must be submitted in writing before the fabric is delivered. In the absence of special instructions, we reserve the right to use our judgement. We also reserve the right to reject any covering material that we consider unsuitable for upholstery purposes.

Yardage requirements are based on 54" wide covering material and must be increased for material less than 54" wide. Additional yardage may also be needed if pattern matching is required. Though every effort will be made to accurately estimate yardage required for C.O.M. material, Adden accepts no responsibility when additional yardage is required.

All C.O.M. coverings are to be shipped freight prepaid to: Adden Furniture, Inc.
104 First Street NW
Hildebran, NC 28637

The outside of each package must be labeled with the Adden acknowledgement number, the customer's name and purchase order number.

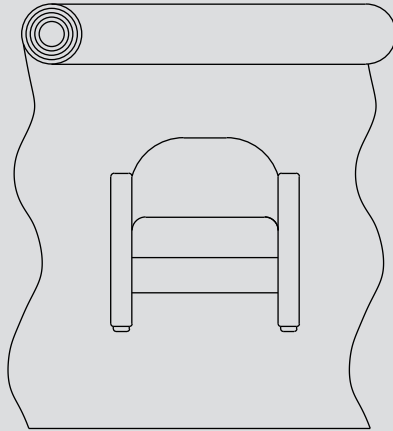
C.O.M. YARDAGE CHART

RAILROAD REPEAT

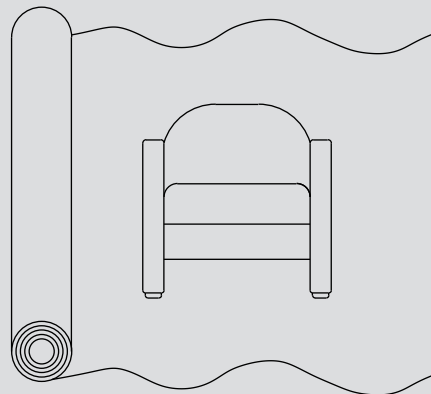
Fabric Width	Plain Fabric	1-5"	6-9"	10-13"	14-20"	21-27"	28-34"
54"	0%	+10%	15%	+20%	+25%	+30%	+35%
50"	+15%	+15%	+20%	+25%	+30%	+35%	+40%
48"	+20%	+20%	+25%	+30%	+35%	+40%	+45%

UP THE ROLL REPEAT

Fabric Width	Plain Fabric	1-5"	6-9"	10-13"	14-20"	21-27"	28-34"
54"	0%	+15%	+20%	+25%	+30%	+35%	+40%
50"	+15%	+20%	+25%	+30%	+35%	+40%	+45%
48"	+20%	+25%	+30%	+35%	+40%	+45%	+50%



UP THE ROLL



RAILROAD

For double repeat, use 50" fabric width.

Fire code requirements other than Cal 117 for foam or coverings must be noted on orders. There is an additional charge to meet the requirements of California 133 Fire code. Yardage requirements are listed in this price list.

All fabrics must be pre-approved for CAL 133 usage.



TERMS AND CONDITIONS

PRICE

All prices are F.O.B. factory and do not include cartoning, shipping, taxes or installation. Title to merchandise shall pass to the customer upon delivery by Adden Furniture to the carrier.

We reserve the right to change prices without notice. Prices should be confirmed with your local representative or with the Adden Furniture home office before placing an order. Price list effective November 5, 2012, replacing and superseding all previous Adden Furniture Price Lists.

TERMS

Net thirty (30) days from date of invoice. A deposit or pre-payment may be required on any order at the discretion of Adden Furniture. All custom/non-standard products are subject to a 50% advance deposit. An interest charge of 1½% per month will be added to accounts due over 30 days. Customer will also be liable for normal collection costs and attorney's fees.

ORDERS

All orders must be in writing and are accepted by Adden Furniture only upon issuance of a written acknowledgement. All orders are subject to the terms and conditions set forth herein and on the back of the acknowledgement. Be sure to check the acknowledgement to assure that all order details and prices are correct. In a continuing effort to improve product performance, Adden Furniture reserves the right to make design changes and modifications without prior notice.

CREDIT

Adden Furniture invites customers to open accounts. Enclose one bank reference and three trade references with initial order. Adden reserves the right to cancel or change credit terms at its discretion and to request advance payment at any time.

CHANGES AND CANCELLATIONS

Any request for change or cancellation must be submitted in writing and received in time to be implemented. No change or cancellation will become effective until accepted and confirmed by Adden in writing. Special-order components and upholstered components already in production are not subject to cancellation. Upholstered components are considered to be in production once the covering is cut. A cancellation charge may be imposed. Orders for custom/non-standard product are not cancelable. Mattress and boxsprings are not returnable.

RETURNS

No merchandise may be returned without written authorization and shipping instructions, provided that goods shipped are as acknowledged. Authorized returns are subject to a restocking charge of 25%. Custom/non-inventoried items are not returnable. Mattress and boxsprings are not returnable.

SHIPPING

Unless complete instructions as to shipping method and routing are given, Adden Furniture will ship at our discretion the way we judge best. Carrier will be selected based on their ability to best meet particular requirements of the order involved. Certain items are only shipped blanket wrapped. We reserve the right to make partial shipments as merchandise becomes ready and invoices covering these shipments are to be paid as they fall due. All cartoning charges are additional.

STORAGE

When merchandise is ready and customer is unwilling or unable to accept delivery, Adden Furniture reserves the right to transfer goods to storage at customer's risk and expense. Costs of storage will be charged to the customer's account and we will deem such transfer as constituting shipment, including invoicing as date of transfer is made.

CARTONING CHARGES

Although Adden Furniture's primary means of shipment is by air ride carrier, cartoning is available for most items - see our additional charges in the price list. Cartoning charges will automatically be included on acknowledgements for all orders less than \$2,500 list. Cartoning charges will not be invoiced to the customer if timely blanket-wrapped shipment can be arranged. All Stable Base Rockers are shipped cartoned.

CLAIMS

Adden Furniture is not responsible for damage suffered in transit, or for damage incurred by shipments made via common carrier or 3rd party. Freight claims are the customer's responsibility. Before accepting merchandise from carrier, examine it carefully before signing and note any loss or damage on Bill of Lading. Claims for damage or shortage must be made within five days after delivery. Neither Adden Furniture nor the carrier will be responsible for concealed damage claims if shipments are left unopened. Notification of concealed damages must be made to the delivering carrier within 15 days after delivery of merchandise. All replacement orders for freight damaged merchandise must be accompanied by a completed carrier inspection report.

LIFETIME WARRANTY

Adden Furniture, Inc. provides a lifetime warranty on products sold and warrants that its products are free of defects in workmanship.

Under this warranty, with the exceptions and on the conditions stated below, Adden Furniture will, at its option, either replace or repair furniture returned or will supply replacement parts.

This warranty does not apply to normal wear and tear or damages caused by lack of reasonable care, misuse, accident, abuse, negligence, improper installation or alteration.

Product and components that are not directly manufactured by Adden carry the warranty of the manufacturer; mattresses carry the five (5) year declining warranty of the manufacturer, casters are guaranteed for five (5) years, drawer slides carry a lifetime warranty.

Fabric, foam and sleep bed mechanisms are guaranteed for one (1) year from date of delivery.

STANDARD & LOFTED SLEEP SURFACES

Standard and lofted sleep surfaces have been designed for specific applications and engineered for specific configurations.

Proposals for standard, low loft or high loft sleep surfaces are in response to and based upon specific direction from specifiers and/or purchasers.

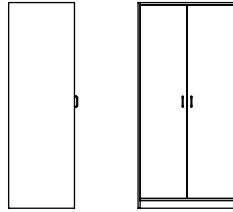
Any modification to product, components or the original configuration specified by the specifier and/or purchaser will null and void Adden's warranty and liability for use of the product.



B O S T O N S E R I E S

RM501S *Wardrobe w/2 Doors & Shelf*

24"d x 35.75"w x 75"h

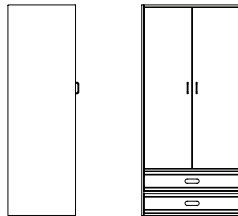


RM501S

Constructed of solid planked oak with two oak veneered hinged doors, hanger rod and shelf. Oak veneered back is routed into all four adjacent surfaces. Weight 182.

RM502 *Wardrobe w/2 Doors & 2 Drawers*

24"d x 35.75"w x 74.75"h

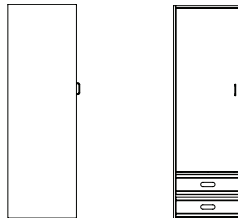


RM502

Details as for RM501S above, with two drawers. Drawers feature finger dovetail construction and steel suspension slides, recessed pulls on fronts. Weight 205.

RM502/1D *Wardrobe w/1 Door & 2 Drawers*

24"d x 24"w x 74.75"h

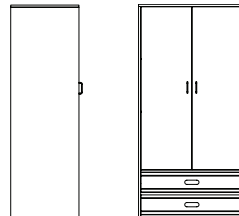


RM502/1D

Details as for RM502 above, with one oak veneered hinged door. Weight 155.

RM502LG2 *Loft Group Wardrobe w/2 Drawers*

24"d x 37.5"w x 74.75"h



RM502LG2

Details as for RM502 above, with solid oak rails across back for bolting through RM507LG2 bedspring and stabilizer bar. Weight 203.

Model No.	Option	Carton	Natural	Medium Oak	Walnut	Boston Cherry	Natural Cherry
RM501S		47	1255	1318	1318	1318	1318
RM502		60	1476	1550	1550	1550	1550
RM502/1D		47	1189	1249	1249	1249	1249
RM502LG2		47	1680	1764	1764	1764	1764



B O S T O N S E R I E S

**OPTIONS:
LOCKEH**

**LOCKENTD
LOCKDSB
3-LOCK03
1-LOCK03**

**MR1424
MR1448**

**MR1424ACRYLA
MR1448ACRYLA**

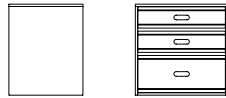
**RMOTB
RMOTBM
NONREMDRW
ROUNDED**

**METALBAR22
METALJBAR34**

Hasp Lock w/Slide Bolts
(2-Door Wardrobe) (Field Installed)
Hasp Lock (Top Drawer Only) (Field Installed)
Cylinder Lock w/Slide Bolts (2-Door Wardrobe)
Door Lock, Single
Drawer Lock, Single (Top Drawer Only)
Frameless Mirror w/Safety Back (Field Installed):
14" x 24"
14" x 48"
Frameless Mirror, Acrylic (Field Installed):
14" x 24"
14" x 48"
Towel Bar (Field Installed):
Oak
Metal
Non-removable Glides (Per Drawer)
Rounded Corners (Per Case)
J-Bar Hanger Support (Metal):
24"w Wardrobe
36"w Wardrobe

RM503 *Chest, 3-Drawer*

24"d x 30"w x 29.5"h



RM503

Constructed of solid planked oak with oak veneered back. Drawers feature finger dovetail construction and epoxy coated steel suspension slides, recessed pulls on fronts.
Weight 101.

RM503W *Chest, 3-Drawer*

24"d x 35.75"w x 29.5"h



RM503W

Details as above.
Weight 110.

RM503D2 *Chest, 6-Drawer*

18"d x 59.25"w x 29.5"h



RM503D2

Details as above.
Weight 161.

RM503/2D *Chest, 2-Drawer*

24"d x 35"w x 20"h



RM503/2D

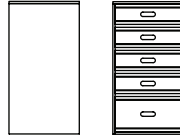
Model No.	Option	Carton	Natural	Medium Oak	Walnut	Boston Cherry	Natural Cherry
LOCKEH	89						
LOCKENTD	28						
LOCKDSB	90						
3-LOCK03	35						
1-LOCK03	35						
MR1424	32						
MR1448	42						
MR1424ACRYLA	71						
MR1448ACRYLA	141						
RMOTB	36						
RMOTBM	36						
NONREMDRW	12						
ROUNDED	23						
METALBAR22	65						
METALJBAR34	78						
RM503		28	775	853	853	853	853
RM503W		30	890	940	940	940	940
RM503D2		33	1389	1442	1442	1442	1442
RM503/2D		33	613	671	671	671	671



BOSTON SERIES

RM504 Chest, 5-Drawer

24"d x 24"w x 45.25"h

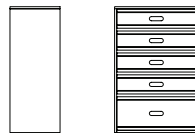


RM504

Constructed of solid planked oak with oak veneered back. Drawers feature finger dovetail construction and epoxy coated steel suspension slides, recessed pulls on fronts.
Weight 131.

RM504W Chest, 5-Drawer

18"d x 30"w x 45.25"h

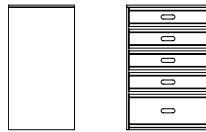


RM504W

Details as above.
Weight 131.

RM504WD Chest, 5-Drawer

24"d x 30"w x 45.25"h



RM504WD

Details as above.
Weight 135.

RM504/4D Chest, 4-Drawer (4 equal drawers)

18"d x 30"w x 37.5"h



RM504/4D

Details as above.
Weight 107.

*RM504/2A2 Chest, 4-Drawer (2 large, 2 small)

24"d x 24"w x 42.5"h*



RM504/2A2

Details as above.
Weight 128.

*Special Order (Minimum 25 Each)

OPTIONS:

1-LOCK03

LOCKENTD

LAMTOP

BUSHING

NONREMDRW

ROUNDED

Drawer Lock, Single (Top Drawer Only)
Hasp Lock (Top Drawer Only) (Field Installed)
Plastic Laminate Top
Tension Arm Lamp Bushing
Non-removable Glides (Per Drawer)
Rounded Corners (Per Case)

Model No.	Option	Carton	Natural	Medium Oak	Walnut	Boston Cherry	Natural Cherry
RM504		28	1043	1088	1088	1088	1088
RM504W		33	1021	1041	1041	1041	1041
RM504WD		33	1153	1188	1188	1188	1188
RM504/4D		33	861	1021	1021	1021	1021
*RM504/2A2		33	980	1022	1022	1022	1022

**Special Order (Minimum 25 Each)*

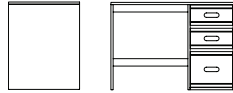
1-LOCK03	35
LOCKENTD	28
LAMTOP	N/C
BUSHING	34
NONREMDRW	12
ROUNDED	23



BOSTON SERIES

RM505 Desk w/3-Drawer Pedestal

24"d x 42"w x 29.5"h

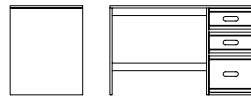


RM505

Constructed of solid planked oak with veneered back. Drawers feature finger dovetail construction and steel suspension slides, recessed pulls on fronts. Kneespace clearance 26.25"h. Weight 99.

RM505W Desk w/3-Drawer Pedestal

24"d x 48"w x 29.5"h

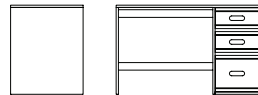


RM505W

Details as above. Weight 106.

RM505W/WAS Desk w/3-Drawer Pedestal

24"d x 48"w x 29.5"h

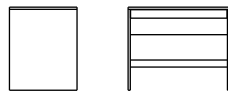


RM505W/WAS

Details above with 28" kneespace clearance to accommodate most wheelchairs. Weight 99.

RM505NP36 Writing Desk w/Pencil Drawer

24"d x 36"w x 29.5"h

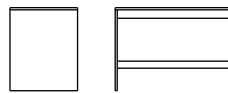


RM505NP36

Constructed of solid planked oak with oak veneered back. Drawer features finger dovetail construction and steel suspension slides. Kneespace clearance 25.75"h. Available with kneespace computer keyboard drawer. Weight 62.

RM505NP42 Writing Desk w/Modesty Panel

24"d x 42"w x 29.5"h

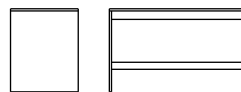


RM505NP42

Constructed of solid planked oak with oak veneered back. Kneespace clearance 26.75"h. Weight 71.

RM505NP48 Writing Desk w/Modesty Panel

24"d x 48"w x 29.5"h



RM505NP48

Details as for RM505NP42 above. Weight 81.

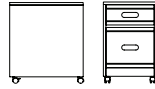
Model No.	Option	Carton	Natural	Medium Oak	Walnut	Boston Cherry	Natural Cherry
RM505		28	930	963	963	963	963
RM505W		33	994	1021	1021	1021	1021
RM505W/WAS		28	1001	1032	1032	1032	1032
RM505NP36		28	567	608	608	608	608
RM505NP42		28	612	633	633	633	633
RM505NP48		28	658	677	677	677	677



B O S T O N S E R I E S

RM505/2DP *Pedestal w/2 Drawers, Casters*

22"d x 16"w x 24.25"h w/Casters

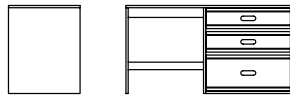


RM505/2DP

Details as for RM505NP42 above. Not available with kneespace pencil drawer or kneespace computer keyboard drawer.
Weight 63.

RM506 *Desk w/3-Drawer Chest*

24"d x 56"w x 29.5"h



RM506

Constructed of solid planked oak with oak veneered back. Drawers feature finger dovetail construction and steel suspension slides, recessed pulls on fronts. Kneespace clearance 26.25"h.
Weight 120.

OPTIONS:

- KEYBDTRAY**
- KNPDDRW**
- KNCPUDRW**
- KNPDSF**
- 1-LOCK03**
- LOCKENTD**
- LAMTOP**
- BUSHING**
- NONREMDRW**
- ROUNDED**

- Pedestal Keyboard Tray*
- Kneespace Pencil Drawer
- Kneespace Computer Keyboard Drawer
- Kneespace Pencil Drawer Shaped Front
- Drawer Lock, Single (Top Drawer Only)
- Hasp Lock (Top Drawer Only) (Field Installed)
- Plastic Laminate Top
- Tension Arm Lamp Bushing
- Non-removable Glides (Per Drawer)
- Rounded Corners (Per Case)

**Replaces Top Pedestal Drawer (100 lb test full-extension slide)*

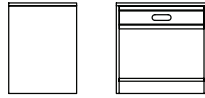
Model No.	Option	Carton	Natural	Medium Oak	Walnut	Boston Cherry	Natural Cherry
RM505/2DP		28	537	555	555	555	555
RM506		33	1143	1189	1189	1189	1189
KEYBDTRAY	39						
KNPDDRW	63						
KNCPUDRW	122						
KNPDSF	71						
1-LOCK03	35						
LOCKENTD	28						
LAMTOP	N/C						
BUSHING	35						
NONREMDRW	12						
ROUNDED	23						



B O S T O N S E R I E S

RM510 Nightstand, 1-Drawer

18"d x 24"w x 24"h



RM510

Constructed of solid planked oak with oak veneered back. Drawer features full dovetail construction and steel suspension slides, recessed pulls on front. Weight 47.

RM5102 Nightstand, 2-Drawer

18"d x 24"w x 24"h

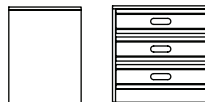


RM5102

Details as above with two drawers. Weight 50.

RM5103 Nightstand, 3-Drawer

18"d x 24"w x 24"h



RM5103

Details as above with three drawers. Weight 53.

OPTIONS:

- 1-LOCK03
- LOCKENTD
- NONREMDRW
- ROUNDED
- LAMTOP

Drawer Lock, Single (Top Drawer Only)
 Hasp Lock (Top Drawer Only) (Field Installed)
 Non-removable Glides (Per Drawer)
 Rounded Edges (Per Case)
 Plastic Laminate Top

RM508 Platform Bed, 2 Drawers

36"d x 82.25"w x 15"h

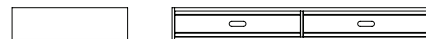


RM508

Constructed of solid planked oak with particleboard deck. Drawers feature finger dovetail construction and steel suspension slides, recessed pulls on drawer fronts. Deck Ht. 12". One 36" x 80" sleep surface. Weight 145.

RM578 Underbed Drawer Unit

34.5"d x 77.5"w x 9.5"h



RM578

Constructed of solid planked oak with hardboard deck. Drawers feature finger dovetail construction and steel suspension slides with recessed pulls on fronts. Not for use as sleep surface. **For use under bunkable beds only.** Weight 92.

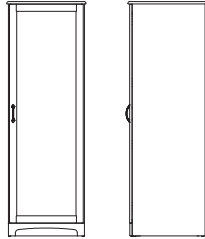
Model No.	Option	Carton	Natural	Medium Oak	Walnut	Boston Cherry	Natural Cherry
RM510		28	464	476	476	476	476
RM5102		28	497	510	510	510	510
RM5103		28	543	558	558	558	558
1-LOCK03	33						
LOCKENTD	27						
NONREMDRW	11						
ROUNDED	22						
LAMTOP	N/C						
RM508		28	858	920	920	920	920
RM578		28	606	636	636	636	636



E A S T O N S E R I E S

EC01S *Wardrobe, 1-Door w/Hat and Shoe Shelf*

24.5"d x 25"w x 74"h



EC01S / ECM01S

Constructed of solid oak & oak veneer with two oak veneered doors, hat and shoe shelf. Veneer back is routed into all four adjacent surfaces. Weight 138.

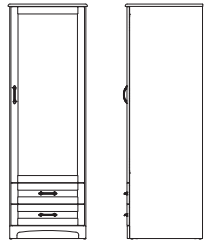
ECM01S *Wardrobe, 1-Door w/Hat and Shoe Shelf*

24.5"d x 25"w x 74"h

Constructed of solid maple & maple veneer with two maple veneered doors, hat and shoe shelf. Veneer back is routed into all four adjacent surfaces. Weight 138.

EC02/1D *Wardrobe, 1-Door, 2-Drawers*

24.5"d x 25"w x 74"h



EC02/1D / ECM02/1D

Details as for EC01S above, with 2 drawers. Weight 133.


ECM02/1D *Wardrobe, 1-Door, 2-Drawers*

24.5"d x 25"w x 74"h

Details as for ECM01S above, with 2 drawers. Weight 133.

EC02/NDS *Wardrobe, 2-Door w/Hat and Shoe Shelf*

24.5"d x 37.25"w x 74"h



EC02/NDS / ECM02/NDS

Constructed of solid oak & oak veneer with two oak veneered doors, hat and shoe shelf. Veneer back is routed into all four adjacent surfaces. Weight 157.

ECM02/NDS *Wardrobe, 2-Door w/Hat and Shoe Shelf*

24.5"d x 37.25"w x 74"h

Constructed of solid maple & maple veneer with two maple veneered doors, hat and shoe shelf. Veneer back is routed into all four adjacent surfaces. Weight 157.


Model No.	Option	Carton	Natural/Clear	Medium Oak	Walnut	Boston Cherry	Natural Cherry
EC01S		47	944	991	991	991	991
ECM01S		47	991	1041	1041	1041	1041
EC02/1D		47	1038	1090	1090	1090	1090
ECM02/1D		47	1090	1144	1144	1144	1144
EC02/NDS		47	1206	1266	1266	1266	1266
ECM02/NDS		47	1266	1329	1329	1329	1329



E A S T O N S E R I E S

EC02/NDSDP *Wardrobe, 2-Door
w/Hat and Shoe Shelf,
Divider Panel*

24.5"d x 37.25"w x 74"h



EC02/NDSDP / ECM02/NDSDP

Details as for EC02/NDS above, with divider panel.
Weight 163.

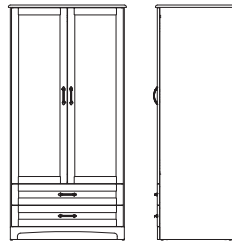
ECM02/NDSDP *Wardrobe, 2-Door
w/Hat and Shoe Shelf,
Divider Panel*

24.5"d x 37.25"w x 74"h

Details as for ECM02/NDS above, with divider panel.
Weight 163.

EC02 *Wardrobe, 2-Door, 2-Drawer*

24.5"d x 37.25"w x 74"h



EC02 / ECM02

Constructed of solid oak & oak veneer with two oak veneered doors. Veneer back is routed into all four adjacent surfaces.
Weight 178.

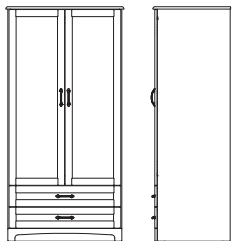
ECM02 *Wardrobe, 2-Door, 2-Drawer*

24.5"d x 37.25"w x 74"h

Constructed of solid maple & maple veneer with two maple veneered doors. Veneer back is routed into all four adjacent surfaces.
Weight 178.

EC02DP *Wardrobe, 2-Door, 2-Drawer,
Divider Panel*

24.5"d x 37.25"w x 74"h



EC02/DP / ECM02/DP

Details as for EC02 above, with divider panel.
Weight 183.

ECM02DP *Wardrobe, 2-Door, 2-Drawer,
Divider Panel*

24.5"d x 37.25"w x 74"h

Details as for ECM02 above, with divider panel.
Weight 183.

Model No.	Option	Carton	Natural/Clear	Medium Oak	Walnut	Boston Cherry	Natural Cherry
EC02/NDS DP		47	1366	1435	1435	1435	1435
ECM02/NDS DP		47	1435	1506	1506	1506	1506
EC02		47	1318	1384	1384	1384	1384
ECM02		47	1385	1454	1454	1454	1454
EC02DP		47	1420	1491	1491	1491	1491
ECM02DP		47	1491	1565	1565	1565	1565



E A S T O N S E R I E S

OPTIONS:

**PREMPULLS
LOCKEH**

LOCKDSB

1-LOCK03

3-LOCK03

MR1424

MR1448

MR1424ACRYLA

MR1448ACRYLA

RM0TB

RMOTBM

NONREMDRW

SLF324

SLF624

Premium door & drawer pulls

Two-Door Wardrobe with divider panel,
locks one door

Cylinder lock w/Slide Bolts (Two-Door Wardrobe)
(Field Installed)

Door Lock, Single

Drawer Lock, Single

Frameless Mirror w/Safety Back
(Field Installed) 14"x 24"

Frameless Mirror w/Safety Back
(Field Installed) 14"x48"

Frameless Mirror, Acrylic (Field Installed) 14"x 24"

Frameless Mirror, Acrylic (Field Installed) 14"x48"

Towel Bar, wood (Field Installed)

Towel Bar, Metal (Field Installed)


Non-removable Drawers (Per Drawer)

Three-Shelf Set

Six-Shelf Set

EC101 *Nightstand, 1-Door, 1-Drawer*

18.5"d x 19.75"w x 29.5"h



EC101 / ECM101

Constructed of solid oak & oak veneer. Drawers
feature finger dovetail construction, steel suspension
slides. Ventilated back.

Weight 47.

ECM101 *Nightstand, 1-Door, 1-Drawer*

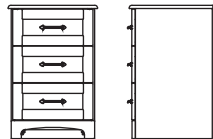
18.5"d x 19.75"w x 29.5"h

Constructed of solid maple & maple veneer. Drawers
feature finger dovetail construction, steel suspension
slides. Ventilated back.

Weight 47.

EC113 *Nightstand, 3-Drawer*

18.5"d x 19.75"w x 29.5"h



EC113 / ECM113

Details as for EC101 above, w/3 drawers.

Weight 51.

ECM113 *Nightstand, 3-Drawer*

18.5"d x 19.75"w x 29.5"h

Details as for ECM101 above, w/3 drawers.

Weight 51.

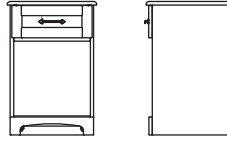
Model No.	Option	Carton	Natural/Clear	Medium Oak	Walnut	Boston Cherry	Natural Cherry
PREMPULLS							
LOCKEH	81						
LOCKDSB	81						
1-LOCK03	31						
3-LOCK03	31						
MR1424	30						
MR1448	38						
MR1424ACRYLA	65						
MR1448ACRYLA	128						
RM0TB	28						
RMOTBM	32						
NONREMDRW	10						
SLF324	137						
SLF624	274						
EC101		29	493	517	517	517	517
ECM101		29	514	540	540	540	540
EC113		29	510	536	536	536	536
ECM113		29	532	558	558	558	558



E A S T O N S E R I E S

EC10 Nightstand, 1-Drawer

18.5"d x 19.75"w x 29.5"h



EC10 / ECM10

Details as for EC101 above, w/1 drawer
Weight 45.

ECM10 Nightstand, 1-Drawer

18.5"d x 19.75"w x 29.5"h


Details as for ECM101 above, w/1 drawer
Weight 45.

- OPTIONS:**
PREMPULLS
PDL1516
PTT1404
1-LOCK03
3-LOCK03
CAST4H
LAMTOP

- Premium door & drawer pulls
- Plastic Drawer Liner
- Suspended Toiletry Tray
- Drawer Lock, Single (Top Drawer Only)
- Door Lock, Single
- 2" Double Wheel Casters
- High pressure laminate top

EC03 Chest, 3-Drawer

18.5"d x 31.5"w x 29.5"h



EC03 / ECM03

Constructed of solid oak & oak veneer. Drawers feature finger dovetail construction, steel suspension slides.
Weight 66.

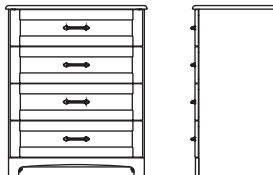
ECM03 Chest, 3-Drawer

18.5"d x 31.5"w x 29.5"h

Constructed of solid maple & maple veneer. Drawers feature finger dovetail construction, steel suspension slides.
Weight 66.

EC114 Chest, 4-Drawer

18.5"d x 31.5"w x 37.5"h



EC114 / ECM114

Details as for EC03 above, w/4 drawers.
Weight 86.

ECM114 Chest, 4-Drawer

18.5"d x 31.5"w x 37.5"h

Details as for ECM03 above, w/4 drawers.
Weight 86.

Model No.	Option	Carton	Natural/Clear	Medium Oak	Walnut	Boston Cherry	Natural Cherry
EC10		29	402	422	422	422	422
ECM10		29	424	445	445	445	445
PREMPULLS							
PDL1516	19						
PTT1404	13						
1-LOCK03	31						
3-LOCK03	31						
CAST4H	42						
LAMTOP	32						
EC03		29	621	653	653	653	653
ECM03		29	659	692	692	692	692
EC114		35	740	777	777	777	777
ECM114		35	783	822	822	822	822



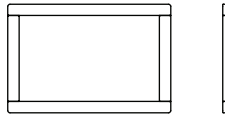
E A S T O N S E R I E S

OPTIONS:
PREMPULLS
1-LOCK03
CAST4H
LAMTOP

Premium door & drawer pulls
Drawer Lock, Single (Top Drawer Only)
2" Double Wheel Casters
High Pressure Laminate Top

ECHB *Headboard*

1"d x 36"w x 24"h



ECHB / ECMHB

Constructed of solid oak posts and rail w/oak veneered panel.
Weight 15.


ECMHB *Headboard*

1"d x 36"w x 24"h

Constructed of solid maple posts and rail w/maple veneered panel.
Weight 15.

ECFB *Footboard*

1"d x 36"w x 16"h



ECHB / ECMHB

Details as above.
Weight 10.

ECMFB *Footboard*

1"d x 36"w x 16"h

Details as above.
Weight 10.

Model No.	Option	Carton	Natural/Clear	Medium Oak	Walnut	Boston Cherry	Natural Cherry
-----------	--------	--------	---------------	------------	--------	---------------	----------------

PREMPULLS							
1-LOCK03	31						
CAST4H	42						
LAMTOP	32						

ECHB		15	190	199	199	199	199
-------------	--	----	------------	-----	-----	-----	-----

ECMHB		15	202	212	212	212	212
--------------	--	----	------------	-----	-----	-----	-----

ECFB		15	167	176	176	176	176
-------------	--	----	------------	-----	-----	-----	-----

ECMFB		15	176	185	185	185	185
--------------	--	----	------------	-----	-----	-----	-----

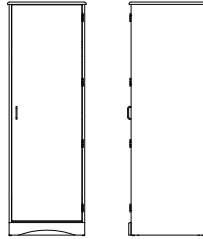
SOLID WOOD
CASEGOODS



H O L L I S S E R I E S

HL01S *Wardrobe, 1-Door w/Hat and Shoe Shelf*

24.5"d x 25"w x 74"h



HL01S / HLM01S

Constructed of solid oak & oak veneer with two oak veneered doors, hat and shoe shelf. Veneer back is routed into all four adjacent surfaces.
Weight: 138

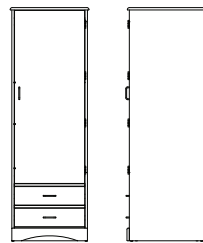
HLM01S *Wardrobe, 1-Door w/Hat and Shoe Shelf*

24.5"d x 25"w x 74"h

Constructed of solid maple & maple veneer with two maple veneered doors, hat and shoe shelf. Veneer back is routed into all four adjacent surfaces.
Weight: 138

HL02/1D *Wardrobe, 1-Door, 2-Drawers*

24.5"d x 25"w x 74"h



HL02/1D / HLM02/1D

Details as for HL01S above, with 2 drawers.
Weight: 133

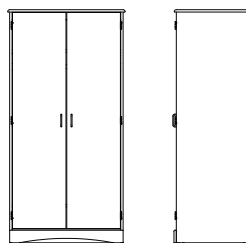
HLM02/1D *Wardrobe, 1-Door, 2-Drawers*

24.5"d x 25"w x 74"h

Details as for HLM01S above, with 2 drawers.
Weight: 133

HL02/NDS *Wardrobe, 2-Door w/Hat and Shoe Shelf*

24.5"d x 37.25"w x 74"h



HL02/NDS / HLM02/NDS

Constructed of solid oak & oak veneer with two oak veneered doors, hat and shoe shelf. Veneer back is routed into all four adjacent surfaces.
Weight: 157

HLM02/NDS *Wardrobe, 2-Door w/Hat and Shoe Shelf*

24.5"d x 37.25"w x 74"h

Constructed of solid maple & maple veneer with two maple veneered doors, hat and shoe shelf. Veneer back is routed into all four adjacent surfaces.
Weight: 157

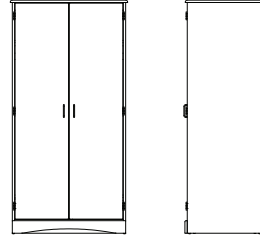
Model No.	Option	Carton	Natural/Clear	Medium Oak	Walnut	Boston Cherry	Natural Cherry
HL01S		47	901	946	946	946	946
HLM01S		47	941	988	988	988	988
HL02/1D		47	990	1040	1040	1040	1040
HLM02/1D		47	1033	1084	1084	1084	1084
HL02/NDS		47	1160	1218	1218	1218	1218
HLM02/NDS		47	1239	1301	1301	1301	1301



H O L L I S S E R I E S

HL02/NSDP *Wardrobe, 2-Door
w/Hat and Shoe Shelf,
Divider Panel*

24.5"d x 37.25"w x 74"h



HL02/NSDP / HLM02/NSDP

Details as for HL02/NDS above, with divider panel.
Weight: 163

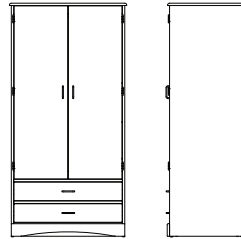
HLM02/NSDP *Wardrobe, 2-Door
w/Hat and Shoe Shelf,
Divider Panel*

24.5"d x 37.25"w x 74"h

Details as for HLM02/NDS above, with divider panel.
Weight: 163

HL02 *Wardrobe, 2-Door, 2-Drawer*

24.5"d x 37.25"w x 74"h



HL02 / HLM02

Constructed of solid oak & oak veneer with two oak veneered doors. Veneer back is routed into all four adjacent surfaces.
Weight: 178

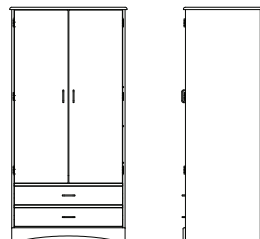
HLM02 *Wardrobe, 2-Door, 2-Drawer*

24.5"d x 37.25"w x 74"h

Constructed of solid maple & maple veneer with two maple veneered doors. Veneer back is routed into all four adjacent surfaces.
Weight: 178

HL02DP *Wardrobe, 2-Door, 2-Drawer,
Divider Panel*

24.5"d x 37.25"w x 74"h



HL02/DP / HLM02/DP

Details as for HL02 above, with divider panel.
Weight: 183

HLM02DP *Wardrobe, 2-Door, 2-Drawer,
Divider Panel*

24.5"d x 37.25"w x 74"h

Details as for HLM02 above, with divider panel.
Weight: 183

Model No.	Option	Carton	Natural/Clear	Medium Oak	Walnut	Boston Cherry	Natural Cherry
HL02/NDSDP		47	1321	1388	1388	1388	1388
HLM02/NDSDP		47	1381	1450	1450	1450	1450
HL02		47	1257	1320	1320	1320	1320
HLM02		47	1312	1377	1377	1377	1377
HL02DP		47	1369	1437	1437	1437	1437
HLM02DP		47	1429	1500	1500	1500	1500



H O L L I S S E R I E S

OPTIONS:

**PREMPULLS
LOCKEH**

LOCKDSB

1-LOCK03

3-LOCK03

MR1424

MR1448

MR1424ACRYLA

MR1448ACRYLA

RM0TB

RMOTBM

NONREMDRW

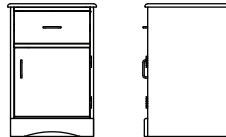
SLF324

SLF624

Premium door & drawer pulls
Two-Door Wardrobe with divider panel,
locks one door
Cylinder lock w/Slide Bolts (Two-Door Wardrobe)
(Field Installed)
Door Lock, Single
Drawer Lock, Single
Frameless Mirror w/Safety Back
(Field Installed) 14"x 24"
Frameless Mirror w/Safety Back
(Field Installed) 14"x48"
Frameless Mirror, Acrylic (Field Installed) 14"x 24"
Frameless Mirror, Acrylic (Field Installed) 14"x48"
Towel Bar, wood (Field Installed)
Towel Bar, Metal (Field Installed)
Non-removable Drawers (Per Drawer)
Three-Shelf Set
Six-Shelf Set

HL101 *Nightstand, 1-Door, 1-Drawer*

18.5"d x 19.75"w x 29.5"h



HL101 / HLM101

Constructed of solid oak & oak veneer. Drawers feature finger dovetail construction, steel suspension slides. Ventilated back.
Weight: 47

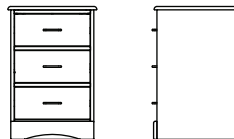
HLM101 *Nightstand, 1-Door, 1-Drawer*

18.5"d x 19.75"w x 29.5"h

Constructed of solid maple & maple veneer. Drawers feature finger dovetail construction, steel suspension slides. Ventilated back.
Weight: 47

HL113 *Nightstand, 3-Drawer*

18.5"d x 19.75"w x 29.5"h



HL113 / HLM113

Details as for HL101 above, w/3 drawers.
Weight: 51

HLM113 *Nightstand, 3-Drawer*

18.5"d x 19.75"w x 29.5"h

Details as for HLM101 above, w/3 drawers.
Weight: 51

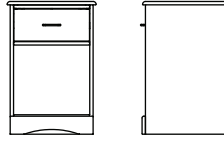
Model No.	Option	Carton	Natural/Clear	Medium Oak	Walnut	Boston Cherry	Natural Cherry
PREMPULLS							
LOCKEH	81						
LOCKDSB	81						
1-LOCK03	31						
3-LOCK03	31						
MR1424	30						
MR1448	38						
MR1424ACRYLA	65						
MR1448ACRYLA	128						
RM0TB	28						
RMOTBM	32						
NONREMDRW	10						
SLF324	131						
SLF624	262						
HL101		29	443	465	465	465	465
HLM101		29	465	488	488	488	488
HL113		29	463	486	486	486	486
HLM113		29	488	512	512	512	512



H O L L I S S E R I E S

HL10 *Nightstand, 1-Drawer*

18.5"d x 19.75"w x 29.5"h



HL10 / HLM10

Details as for HL101 above, w/1 drawer
Weight: 45

HLM10 *Nightstand, 1-Drawer*

18.5"d x 19.75"w x 29.5"h

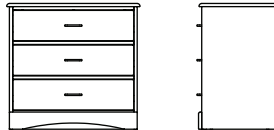
Details as for HLM101 above, w/1 drawer
Weight: 45

- OPTIONS:**
PREMPULLS
PDL1516
PTT1404
1-LOCK03
3-LOCK03
CAST4H
LAMTOP

- Premium door & drawer pulls
- Plastic Drawer Liner
- Suspended Toiletry Tray
- Drawer Lock, Single (Top Drawer Only)
- Door Lock, Single
- 2" Double Wheel Casters
- High pressure laminate top

HL03 *Chest, 3-Drawer*

18.5"d x 31.5"w x 29.5"h



HL03 / HLM03

Constructed of solid oak & oak veneer. Drawers feature finger dovetail construction, steel suspension slides.
Weight: 66

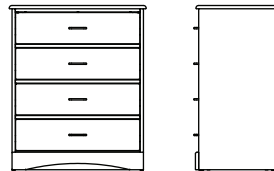
HLM03 *Chest, 3-Drawer*

18.5"d x 31.5"w x 29.5"h

Constructed of solid maple & maple veneer. Drawers feature finger dovetail construction, steel suspension slides.
Weight: 66

HL114 *Chest, 4-Drawer*

18.5"d x 31.5"w x 37.5"h



HL114 / HLM114

Details as for HL03 above, w/4 drawers.
Weight: 86

HLM114 *Chest, 4-Drawer*

18.5"d x 31.5"w x 37.5"h

Details as for HLM03 above, w/4 drawers.
Weight: 86

Model No.	Option	Carton	Natural/Clear	Medium Oak	Walnut	Boston Cherry	Natural Cherry
HL10		29	373	392	392	392	392
HLM10		29	395	415	415	415	415
PREMPULLS							
PDL1516	19						
PTT1404	13						
1-LOCK03	31						
3-LOCK03	31						
CAST4H	42						
LAMTOP	32						
HL03		29	591	620	620	620	620
HLM03		29	626	657	657	657	657
HL114		35	701	736	736	736	736
HLM114		35	741	778	778	778	778



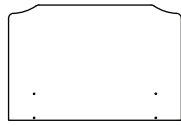
H O L L I S S E R I E S

OPTIONS:
PREMPULLS
1-LOCK03
CAST4H
LAMTOP

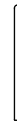
Premium door & drawer pulls
Drawer Lock, Single (Top Drawer Only)
2" Double Wheel Casters
High Pressure Laminate Top

HLHB *Headboard*

1"d x 36"w x 24"h



HLHB / HLMHB



Constructed of solid oak posts and rail w/oak veneered panel.
Weight: 15

HLMHB *Headboard*

1"d x 36"w x 24"h

Constructed of solid maple posts and rail w/maple veneered panel.
Weight: 15

HLFB *Footboard*

1"d x 36"w x 16"h



HLHB / HLMHB



Details as above.
Weight: 10

HLMFB *Footboard*

1"d x 36"w x 16"h

Details as above.
Weight: 10

Model No.	Option	Carton	Natural/Clear	Medium Oak	Walnut	Boston Cherry	Natural Cherry
-----------	--------	--------	---------------	------------	--------	---------------	----------------

PREMPULLS							
1-LOCK03	31						
CAST4H	42						
LAMTOP	32						

HLHB		15	127	134	134	134	134
-------------	--	----	------------	-----	-----	-----	-----

HLMHB		15	141	148	148	148	148
--------------	--	----	------------	-----	-----	-----	-----

HLFB		15	92	96	96	96	96
-------------	--	----	-----------	----	----	----	----

HLMFB		15	101	106	106	106	106
--------------	--	----	------------	-----	-----	-----	-----

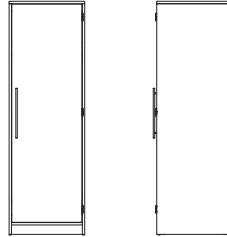
**SOLID WOOD
CASEGOODS**



LEYDEN SERIES

LC01S *Wardrobe, 1-Door w/Hat and Shoe Shelf*

23.75"d x 24"w x 74"h



LC01S / LCM01S

Constructed of solid oak & oak veneer with two oak veneered doors, hat and shoe shelf. Veneer back is routed into all four adjacent surfaces. Weight 138.

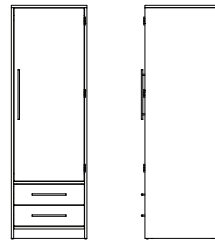
LCM01S *Wardrobe, 1-Door w/Hat and Shoe Shelf*

23.75"d x 24"w x 74"h

Constructed of solid maple & maple veneer with two maple veneered doors, hat and shoe shelf. Veneer back is routed into all four adjacent surfaces. Weight 138.

LC02/1D *Wardrobe, 1-Door, 2-Drawers*

23.75"d x 24"w x 74"h



LC02/1D / LCM02/1D

Details as for LC01S above, with 2 drawers. Weigh: 133.

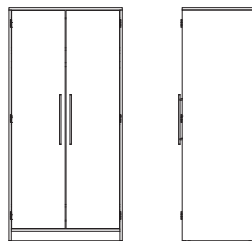
LCM02/1D *Wardrobe, 1-Door, 2-Drawers*

23.75"d x 24"w x 74"h

Details as for LCM01S above, with 2 drawers. Weight 133.

LC02/NDS *Wardrobe, 2-Door w/Hat and Shoe Shelf*

23.75"d x 36"w x 74"h



LC02/NDS / LCM02/NDS

Constructed of solid oak & oak veneer with two oak veneered doors, hat and shoe shelf. Veneer back is routed into all four adjacent surfaces. Weight 157.

LCM02/NDS *Wardrobe, 2-Door w/Hat and Shoe Shelf*

23.75"d x 36"w x 74"h

Constructed of solid maple & maple veneer with two maple veneered doors, hat and shoe shelf. Veneer back is routed into all four adjacent surfaces. Weight 157.

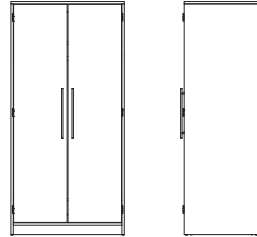
Model No.	Option	Carton	Natural/Clear	Medium Oak	Walnut	Boston Cherry	Natural Cherry
LC01S		47	892	937	937	937	937
LCM01S		47	930	976	976	976	976
LC02/1D		47	980	1029	1029	1029	1029
LCM02/1D		47	1020	1071	1071	1071	1071
LC02/NDS		47	1151	1209	1209	1209	1209
LCM02/NDS		47	1225	1286	1286	1286	1286



LEYDEN SERIES

LC02/NSDP *Wardrobe, 2-Door
w/Hat and Shoe Shelf,
Divider Panel*

23.75"d x 36"w x 74"h



LC02/NSDP / LCM02/NSDP

Details as for LC02/NDS above, with divider panel.
Weight 163.

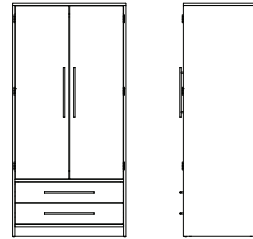
LCM02/NSDP *Wardrobe, 2-Door
w/Hat and Shoe Shelf,
Divider Panel*

23.75"d x 36"w x 74"h

Details as for LCM02/NDS above, with divider panel.
Weight 163.

LC02 *Wardrobe, 2-Door, 2-Drawer*

23.75"d x 36"w x 74"h



LC02 / LCM02

Constructed of solid oak & oak veneer with two oak veneered doors. Veneer back is routed into all four adjacent surfaces.
Weight 178.

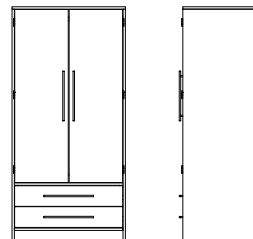
LCM02 *Wardrobe, 2-Door, 2-Drawer*

23.75"d x 36"w x 74"h

Constructed of solid maple & maple veneer with two maple veneered doors. Veneer back is routed into all four adjacent surfaces.
Weight 178.

LC02DP *Wardrobe, 2-Door, 2-Drawer,
Divider Panel*

23.75"d x 36"w x 74"h



LC02/DP / LCM02/DP

Details as for LC02 above, with divider panel.
Weight 183.

LCM02DP *Wardrobe, 2-Door, 2-Drawer,
Divider Panel*

23.75"d x 36"w x 74"h

Details as for LCM02 above, with divider panel.
Weight 183.

Model No.	Option	Carton	Natural/Clear	Medium Oak	Walnut	Boston Cherry	Natural Cherry
LC02/NDSDP		47	1310	1375	1375	1375	1375
LCM02/NDSDP		47	1364	1432	1432	1432	1432
LC02		47	1244	1306	1306	1306	1306
LCM02		47	1296	1361	1361	1361	1361
LC02DP		47	1355	1423	1423	1423	1423
LCM02DP		47	1411	1482	1482	1482	1482



LEYDEN SERIES

OPTIONS:

**PREMPULLS
LOCKEH**

LOCKDSB

1-LOCK03

3-LOCK03

MR1424

MR1448

MR1424ACRYLA

MR1448ACRYLA

RM0TB

RMOTBM

NONREMDRW

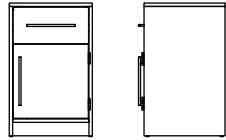
SLF324

SLF624

Premium door & drawer pulls
Two-Door Wardrobe with divider panel,
locks one door
Cylinder lock w/Slide Bolts (Two-Door Wardrobe)
(Field Installed)
Door Lock, Single
Drawer Lock, Single
Frameless Mirror w/Safety Back
(Field Installed) 14"x 24"
Frameless Mirror w/Safety Back
(Field Installed) 14"x48"
Frameless Mirror, Acrylic (Field Installed) 14"x 24"
Frameless Mirror, Acrylic (Field Installed) 14"x48"
Towel Bar, wood (Field Installed)
Towel Bar, Metal (Field Installed)
Non-removable Drawers (Per Drawer)
Three-Shelf Set
Six-Shelf Set

LC101 *Nightstand, 1-Door, 1-Drawer*

18"d x 18.5"w x 29.5"h



LC101 / LCM101

Constructed of solid oak & oak veneer. Drawers feature finger dovetail construction, steel suspension slides. Ventilated back.
Weight 47.

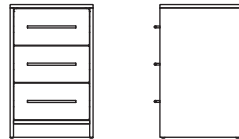
LCM101 *Nightstand, 1-Door, 1-Drawer*

18"d x 18.5"w x 29.5"h

Constructed of solid maple & maple veneer. Drawers feature finger dovetail construction, steel suspension slides. Ventilated back.
Weight 47.

LC113 *Nightstand, 3-Drawer*

18"d x 18.5"w x 29.5"h



LC113 / LCM113

Details as for LC101 above, w/3 drawers.
Weight 51.

LCM113 *Nightstand, 3-Drawer*

18"d x 18.5"w x 29.5"h

Details as for LCM101 above, w/3 drawers.
Weight 51.

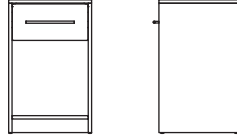
Model No.	Option	Carton	Natural/Clear	Medium Oak	Walnut	Boston Cherry	Natural Cherry
PREMPULLS							
LOCKEH	81						
LOCKDSB	81						
1-LOCK03	31						
3-LOCK03	31						
MR1424	30						
MR1448	38						
MR1424ACRYLA	65						
MR1448ACRYLA	128						
RM0TB	28						
RMOTBM	32						
NONREMDRW	10						
SLF324	131						
SLF624	262						
LC101		29	441	463	463	463	463
LCM101		29	459	482	482	482	482
LC113		29	468	491	491	491	491
LCM113		29	487	512	512	512	512



LEYDEN SERIES

LC10 Nightstand, 1-Drawer

18"d x 18.5"w x 29.5"h



LC10 / LCM10

Details as for LC101 above, w/1 drawer
Weight 45.

LCM10 Nightstand, 1-Drawer

18"d x 18.5"w x 29.5"h

Details as for LCM101 above, w/1 drawer
Weight 45.

OPTIONS:

PREMPULLS

PDL1516

PTT1404

1-LOCK03

3-LOCK03

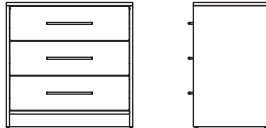
CAST4H

LAMTOP

Premium door & drawer pulls
Plastic Drawer Liner
Suspended Toiletry Tray
Drawer Lock, Single (Top Drawer Only)
Door Lock, Single
2" Double Wheel Casters
High pressure laminate top

LC03 Chest, 3-Drawer

18"d x 30"w x 29.5"h



LC03 / LCM03

Constructed of solid oak & oak veneer. Drawers feature finger dovetail construction, steel suspension slides.
Weight 66.

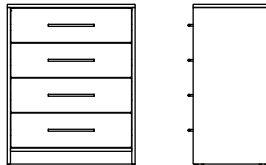
LCM03 Chest, 3-Drawer

18"d x 30"w x 29.5"h

Constructed of solid maple & maple veneer. Drawers feature finger dovetail construction, steel suspension slides.
Weight 66.

LC114 Chest, 4-Drawer

18"d x 30"w x 37.5"h



LC114 / LCM114

Details as for LC03 above, w/4 drawers.
Weight 86.

LCM114 Chest, 4-Drawer

18"d x 30"w x 37.5"h

Details as for LCM03 above, w/4 drawers.
Weight 86.

Model No.	Option	Carton	Natural/Clear	Medium Oak	Walnut	Boston Cherry	Natural Cherry
LC10		29	375	394	394	394	394
LCM10		29	390	410	410	410	410
PREMPULLS							
PDL1516	19						
PTT1404	13						
1-LOCK03	31						
3-LOCK03	31						
CAST4H	42						
LAMTOP	32						
LC03		29	593	623	623	623	623
LCM03		29	618	649	649	649	649
LC114		35	703	738	738	738	738
LCM114		35	732	769	769	769	769



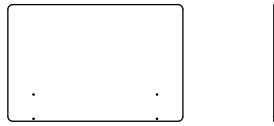
L E Y D E N S E R I E S

OPTIONS:
PREMPULLS
1-LOCK03
CAST4H
LAMTOP

Premium door & drawer pulls
Drawer Lock, Single (Top Drawer Only)
2" Double Wheel Casters
High Pressure Laminate Top

LCHB *Headboard*

.75"d x 36"w x 24"h



LCHB / LCMHB

Constructed of solid oak posts and rail w/oak veneered panel.
Weight 15.

LCMHB *Headboard*

.75"d x 36"w x 24"h

Constructed of solid maple posts and rail w/maple veneered panel.
Weight 15.

LCFB *Footboard*

.75"d x 36"w x 16"h



LCHB / LCMHB

Details as above.
Weight 10.

LCMFB *Footboard*

.75"d x 36"w x 16"h

Details as above.
Weight 10.

Model No.	Option	Carton	Natural/Clear	Medium Oak	Walnut	Boston Cherry	Natural Cherry
-----------	--------	--------	---------------	------------	--------	---------------	----------------

PREMPULLS							
1-LOCK03	31						
CAST4H	42						
LAMTOP	32						

LCHB		15	125	131	131	131	131
-------------	--	----	------------	-----	-----	-----	-----

LCMHB		15	139	146	146	146	146
--------------	--	----	------------	-----	-----	-----	-----

LCFB		15	90	94	94	94	94
-------------	--	----	-----------	----	----	----	----

LCMFB		15	99	104	104	104	104
--------------	--	----	-----------	-----	-----	-----	-----

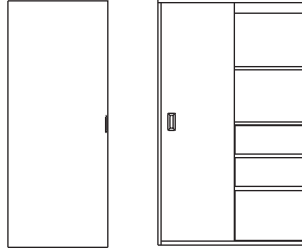
**SOLID WOOD
CASEGOODS**



P A S S A G E S

PSA01/3/SD *Wardrobe w/Sliding Door*

24"d x 35.75"w x 59.25"h



PSA01/3/SD

Constructed of solid oak with one captured oak veneered sliding door (removal restricted) and center divider partition with J-bar on one side and three drawers and shelf opposite. Drawers feature finger dovetail construction, restricted drawer removal and steel suspension slides, full width beveled pulls on front.

Weight 202.

OPTIONS:

1-LOCK03

LOCK01SD

METALBAR16

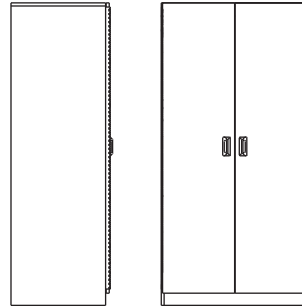
Drawer Lock, Single (Top Drawer Only)

Sliding Door Lock

J-bar (Replacement)

PSA02S/DP *Wardrobe, Two-Door w/ Divider Panel*

24"d x 35.75"w x 74"h



PSA02S/DP

Constructed of solid oak with two oak veneered doors, 270° continuous hinge, flush mount eyelid pull, J-bar and hat and shoe shelf. Veneer back is routed into all four adjacent surfaces.

Weight 182.

OPTIONS:

2-LOCK03

LOCKEH

MR1448

MR1448ACRYLA

RMOTB

RMOTBM

SLF324

SLF624

METALBAR16

Two-Door Wardrobe with divider panel, locks one door

Hasp lock w/Slide Bolts

(Two-Door Wardrobe) (Field Installed)

Frameless Mirror w/Safety Back (Field Installed) 14"x48"

Frameless Mirror, Acrylic (Field Installed) 14"x48"

Towel Bar, Oak (Field Installed)

Towel Bar, Metal (Field Installed)


Three-Shelf Set

Six-Shelf Set

J-bar (Replacement)

PSA01S *Wardrobe, One-Door*

24"d x 24"w x 74"h



PSA01S

Constructed of solid oak with oak veneered door, 270° continuous hinge, flush mount eyelid pull, J-bar and hat and shoe shelf. Veneer back is routed into all four adjacent surfaces.

Weight 155.

OPTIONS:

3-LOCK03

MR1424

MR1424ACRYLA

RMOTB

RMOTBM

SLF324

METALBAR22

Door Lock, Single

Frameless Mirror w/Safety Back (Field Installed) 14"x24"

Frameless Mirror, Acrylic (Field Installed) 14"x24"

Towel Bar, Oak (Field Installed)

Towel Bar, Metal (Field Installed)

Three-Shelf Set

J-bar (Replacement)

Model No.	Option	Carton	Natural	Medium Oak	Walnut	Boston Cherry	Natural Cherry
PSA01/3/SD		47	1678	1762	1762	1762	1762
1-LOCK03	35						
LOCK01SD	102						
METALBAR16	60						
PSA02S/DP		47	1879	1973	1973	1973	1973
2-LOCK03	67						
LOCKEH	89						
MR1448	42						
MR1448ACRYLA	141						
RMOTB	36						
RMOTBM	36						
SLF324	172						
SLF624	343						
METALBAR16	65						
PSA01S		47	1342	1409	1409	1409	1409
3-LOCK03	35						
MR1424	32						
MR1424ACRYLA	71						
RMOTB	36						
RMOTBM	36						
SLF324	172						
METALBAR22	65						

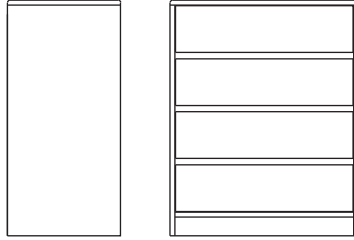


P A S S A G E S

PSA114 *Chest, Four-Drawer*

18"d x 30"w x 37.5"h

OPTIONS:
1-LOCK03
LAMTOP



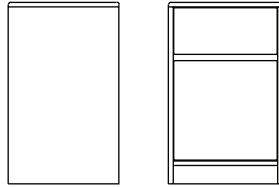
PSA114

Constructed of solid oak. Drawers feature finger dovetail construction, restricted drawer removal and steel suspension slides, full width beveled pulls on fronts. Tamper resistant hardware and ventilated backs.
Weight 111.

Drawer Lock, Single (Top Drawer Only)
Plastic laminate top (25 units or more)

PSA111 *Bedside Cabinet, One-Door, One-Drawer*

18"d x 18.5"w x 29.5"h

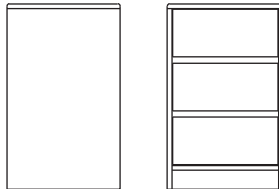


PSA111

Details as above with one door, one removal restricted drawer and one shelf.
Weight 50.

PSA113 *Bedside Cabinet, Three-Drawer*

18"d x 18.5"w x 29.5"h



PSA113

Details as above with three removal restricted drawers.
Weight 50.

OPTIONS:
PDL1516
PTT1404
1-LOCK03
3-LOCK03
CAST4H
LAMTOP

Plastic Drawer Liner
Suspended Toiletry Tray
Drawer Lock, Single (Top Drawer Only)
Door Lock, Single
2" Double Wheel Casters
Plastic laminate top (25 units or more)

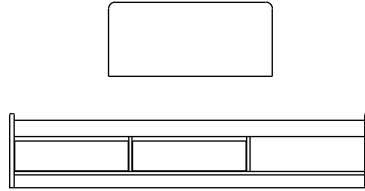
Model No.	Option	Carton	Natural	Medium Oak	Walnut	Boston Cherry	Natural Cherry
PSA114		37	742	769	769	769	769
1-LOCK03	35						
LAMTOP	34						
PSA111		29	511	537	537	537	537
PSA113		29	485	505	505	505	505
PDL1516	21						
PTT1404	14						
1-LOCK03	35						
3-LOCK03	35						
CAST4H	46						
LAMTOP	34						



P A S S A G E S

PSA08RIGHT Platform Bed, *Two Drawers on Right*

37.5"d x 82.25"w x 17"h

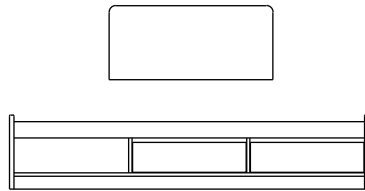


PSA08RIGHT

Solid planked oak and oak veneer platform bed with radiused corners, rounded edges and plywood deck. Drawers on right feature finger dovetail construction with restricted drawer removal and steel suspension slides, full width beveled pulls on front. Deck Ht. 14". Mattress recessed. One 36" x 80" sleep surface. Weight 184.

PSA08LEFT Platform Bed, *Two Drawers on Left*

37.5"d x 82.25"w x 17"h

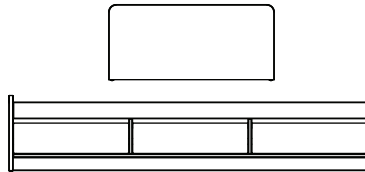


PSA08LEFT

Solid planked oak and oak veneer platform bed with radiused corners, rounded edges and plywood deck. Drawers on left feature finger dovetail construction with restricted drawer removal and steel suspension slides, full width beveled pulls on front. Deck Ht. 14". Mattress recessed. One 36" x 80" sleep surface. Weight 184.

PSA08/3D Platform Bed

37.5"d x 82.25"w x 17"h




PSA08/3D

Solid planked oak and oak veneer platform bed with radiused corners, rounded edges and plywood deck. Drawers on left feature finger dovetail construction with restricted drawer removal and steel suspension slides, full width beveled pulls on front. Deck Ht. 14". Mattress recessed. One 36" x 80" sleep surface. Weight 184.

PSA08ND Platform Bed

37.5"d x 82.25"w x 17"h



PSA08ND

Solid planked oak and oak veneer platform bed with radiused corners, rounded edges and plywood deck. Deck Ht. 14". Mattress recessed. One 36" x 80" sleep surface. Weight 148.

OPTIONS:
RSTNTRL
UVDECK
SEALEDB
HBRC301HX

Restraint Rails (Per Platform Bed)
UV white coated deck - sealed
Sealed bottom of bed
Set of 6 heavy duty casters, 2 locking,
4 non-locking

MATTRESSES/BOXSPRINGS
(SEE PAGE 175)

Model No.	Option	Carton	Natural	Medium Oak	Walnut	Boston Cherry	Natural Cherry
PSA08RIGHT		47	946	999	999	999	999
PSA08LEFT		47	946	999	999	999	999
PSA08/3D		47	1068	1120	1120	1120	1120
PSA08ND		47	715	768	768	768	768
RSTNTRL	300						
UVDECK	91						
SEALEDB	203						
HBRCD301HX	525						



P A S S A G E S I I

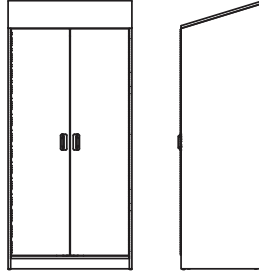
PS02S/DPST *Wardrobe, Two-Door
w/Divider Panel w/Sloped Top*

24"d x 36"w x 78"h

OPTIONS:
2-LOCK03
LOCKEH

MR1448

MR1448ACRYLA
RMOTB
RMOTBM
SLF324
SLF624
METALBAR16



PS02S/DPST

Constructed of solid oak with two oak veneered doors, 270o continuous hinge, flush mount eyelid pull, J-bar and hat and shoe shelf. Veneer back is routed into all four adjacent surfaces. Weight 182.

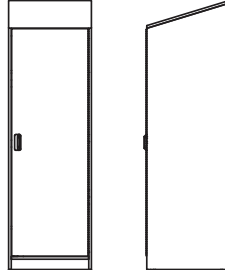
Two-Door Wardrobe with divider panel, locks one door
Hasp lock w/Slide Bolts
(Two-Door Wardrobe) (Field Installed)
Frameless Mirror w/Safety Back (Field Installed)
14"x48"
Frameless Mirror, Acrylic (Field Installed) 14"x48"
Towel Bar, Oak (Field Installed)
Towel Bar, Metal (Field Installed)
Three-Shelf Set
Six-Shelf Set
J-bar (Replacement)

PS01S/ST *Wardrobe, One-Door
w/Sloped Top*

24"d x 24"w x 78"h

OPTIONS:
3-LOCK03
MR1424

MR1424ACRYLA
RMOTB
RMOTBM
SLF324
METALBAR22



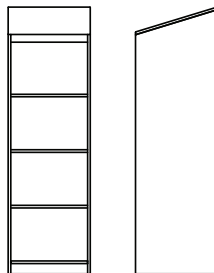
PS01S/ST

Constructed of solid oak with oak veneered door, 270o continuous hinge, flush mount eyelid pull, J-bar and hat and shoe shelf. Veneer back is routed into all four adjacent surfaces. Weight 155.

Door Lock, Single
Frameless Mirror w/Safety Back (Field Installed)
14"x24"
Frameless Mirror, Acrylic (Field Installed) 14"x24"
Towel Bar, Oak (Field Installed)
Towel Bar, Metal (Field Installed)
Three-Shelf Set
J-bar (Replacement)

PS0W3ST *Wardrobe, Open w/3 shelves*

24"d x 24"w x 78"h



PS01S/ST

Constructed of solid oak. Veneer back is routed into all four adjacent surfaces. Weight 155.

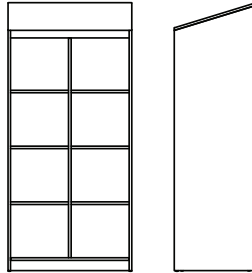
Model No.	Option	Carton	Natural	Medium Oak	Walnut	Boston Cherry	Natural Cherry
PS02S/DPST		47	1831	1923	1923	1923	1923
2-LOCK03	61						
LOCKEH	81						
MR1448	38						
MR1448ACRYLA	128						
RMOTB	28						
RMOTBM	32						
SLF324	164						
SLF624	327						
METALBAR16	57						
PS01S/ST		47	1308	1373	1373	1373	1373
3-LOCK03	31						
MR1424	30						
MR1424ACRYLA	65						
RMOTB	28						
RMOTBM	32						
SLF324	164						
METALBAR22	59						
PS0W3ST		47	1029	1080	1080	1080	1080



P A S S A G E S I I

PS0W6ST *Wardrobe, Open w/6 shelves*

24"d x 36"w x 78"h

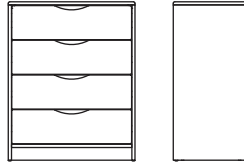


PS0W6ST

Constructed of solid oak. Veneer back is routed into all four adjacent surfaces. Weight 182.

PS114 *Chest, Four-Drawer*

18"d x 30"w x 37.5"h



PS114

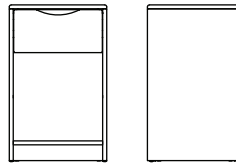
Constructed of solid oak. Drawers feature finger dovetail construction, restricted drawer removal and steel suspension slides, and carved pulls. Tamper resistant hardware and ventilated backs. Weight 111.

OPTIONS:
1-LOCK03
LAMTOP

Drawer Lock, Single (Top Drawer Only)
Plastic laminate top (25 units or more)

PS10 *Nightstand, One-Drawer*

18"d x 18.5"w x 29.5"h



PS110

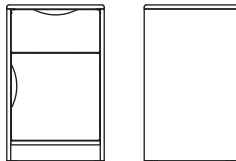
Constructed of solid oak. Drawers feature finger dovetail construction, restricted drawer removal and steel suspension slides, and carved pulls. Tamper resistant hardware and ventilated backs. Weight 47.

OPTIONS:
1-LOCK03
LAMTOP

Drawer Lock, Single (Top Drawer Only)
Plastic laminate top (25 units or more)

PS111 *Nightstand, One-Drawer, One-Door*

18"d x 18.5"w x 29.5"h



PS111

Constructed of solid oak. Drawer features finger dovetail construction, restricted drawer removal and steel suspension slides, carved pull on front. Tamper resistant hardware and ventilated backs. Weight 50.

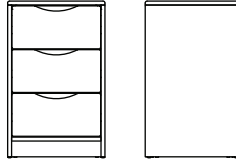
Model No.	Option	Carton	Natural	Medium Oak	Walnut	Boston Cherry	Natural Cherry
PSOW6ST		47	1299	1364	1364	1364	1364
PS114		37	771	810	810	810	810
1-LOCK03 LAMTOP	31 32						
PS10		29	494	519	519	519	519
1-LOCK03 LAMTOP	31 32						
PS111		29	589	618	618	618	618



P A S S A G E S I I

PS113 *Nightstand, Three-Drawer*

18"d x 18.5"w x 29.5"h



PS113

Details as above with three removal restricted drawers.
Weight 50.

OPTIONS:

PDL1516

PTT1404

1-LOCK03

3-LOCK03

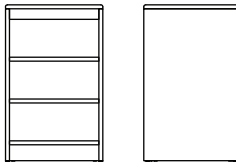
CAST4H

LAMTOP

Plastic Drawer Liner
Suspended Toiletry Tray
Drawer Lock, Single (Top Drawer Only)
Door Lock, Single
2" Double Wheel Casters
Plastic laminate top (25 units or more)

PS113OS *Nightstand, Two Shelves, Three Openings*

18"d x 18.5"w x 29.5"h



PS113OS

Details as above with two fixed shelves.
Weight 50.

OPTIONS:

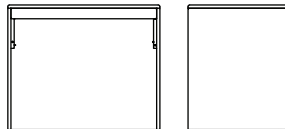
CAST4H

LAMTOP

2" Double Wheel Casters
Plastic laminate top (25 units or more)

PS05NP/36 *Writing desk w/Full Modesty Panel*

24"d x 36"w x 29.5"h



PS05NP/36

Constructed of solid planked oak.
Kneespace clearance 26.75"h.
Weight 62.

OPTIONS:

LAMTOP

Plastic Laminate Top

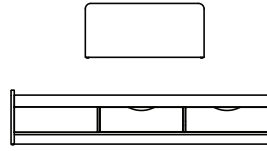
Model No.	Option	Carton	Natural	Medium Oak	Walnut	Boston Cherry	Natural Cherry
PS113		29	511	537	537	537	537
PDL1516	19						
PTT1404	13						
1-LOCK03	31						
3-LOCK03	42						
CAST4H	32						
LAMTOP							
PS1130S		29	477	501	501	501	501
CAST4H	42						
LAMTOP	32						
PS05NP/36		29	482	506	506	506	506
LAMTOP	32						



P A S S A G E S I I

PS08LEFT Platform Bed, Two Drawers on Left w/Carved Pulls

37.5"d x 82.25"w x 17"h

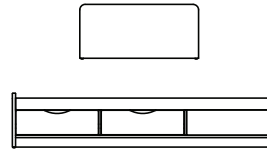


PS08LEFT

Solid planked oak and oak veneer platform bed with radiused corners, rounded edges and plywood deck. Drawers on left feature finger dovetail construction with restricted drawer removal and steel suspension slides, carved pulls on front. Deck Ht. 14". Mattress recessed. One 36" x 80" sleep surface. Weight 184.

PS08RIGHT Platform Bed, Two Drawers on Right w/Carved Pulls

37.5"d x 82.25"w x 17"h

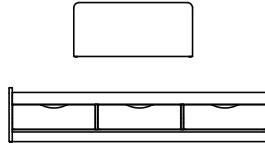


PS08RIGHT

Solid planked oak and oak veneer platform bed with radiused corners, rounded edges and plywood deck. Drawers on right feature finger dovetail construction with restricted drawer removal and steel suspension slides, carved pulls on front. Deck Ht. 14". Mattress recessed. One 36" x 80" sleep surface. Weight 184.

PS08/3D Platform Bed, Three Drawers w/Carved Pulls

37.5"d x 82.25"w x 17"h

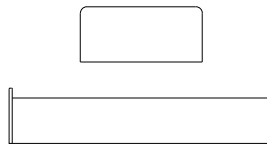


PS08/3D

Solid planked oak and oak veneer platform bed with radiused corners, rounded edges and plywood deck. Drawers feature finger dovetail construction with restricted drawer removal and steel suspension slides, carved pulls on front. Deck Ht. 14". Mattress recessed. One 36" x 80" sleep surface. Weight 184.

PSA08ND Platform Bed

37.5"d x 82.25"w x 17"h

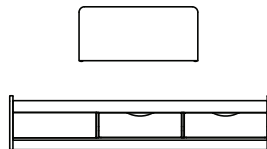


PSA08ND

Solid planked oak and oak veneer platform bed with radiused corners, rounded edges and plywood deck. Deck Ht. 14". Mattress recessed. One 36" x 80" sleep surface. Weight 130

PS08SLEFT Platform Bed, Solid Oak, Two Drawers on Left w/Carved Pulls

37.5"d x 82.25"w x 17"h



PS08SLEFT

Solid planked oak platform, bed with radiused corners, rounded edges and plywood deck. Drawers on left feature finger dovetail construction with restricted drawer removal and steel suspension slides, carved pulls on front. Deck Ht. 14". Mattress recessed. One 36" x 80" sleep surface. Weight 184.

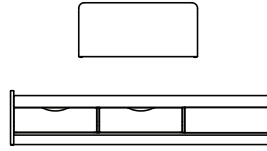
Model No.	Option	Carton	Natural	Medium Oak	Walnut	Boston Cherry	Natural Cherry
PS08LEFT		47	957	1005	1005	1005	1005
PS08RIGHT		47	957	1005	1005	1005	1005
PS08/3D		47	1079	1133	1133	1133	1133
PSA08ND		49	681	715	715	715	715
PS08SLEFT		47	1080	1134	1134	1134	1134



P A S S A G E S I I

PS08SRIGHT Platform Bed, Solid Oak,
Two Drawers on Right
w/Carved Pulls

37.5"d x 82.25"w x 17"h

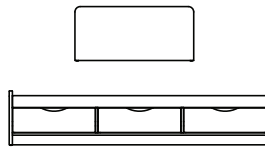


PS08SRIGHT

Solid planked oak platform, bed with radiused corners, rounded edges and plywood deck. Drawers on right feature finger dovetail construction with restricted drawer removal and steel suspension slides, carved pulls on front. Deck Ht. 14". Mattress recessed. One 36" x 80" sleep surface. Weight 184.

PS08/3DS Platform Bed, Solid Oak, Three
Drawers w/Carved Pulls

37.5"d x 82.25"w x 17"h

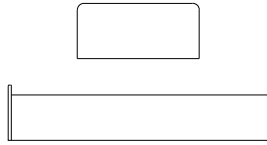


PS08/3DS

Solid planked oak platform, bed with radiused corners, rounded edges and plywood deck. Drawers on side feature finger dovetail construction with restricted drawer removal and steel suspension slides, carved pulls on front. Deck Ht. 14". Mattress recessed. One 36" x 80" sleep surface. Weight 184.

PSA08NDS Platform Bed, Solid Oak

37.5"d x 82.25"w x 17"h



PSA08NDS

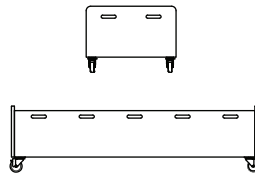
Solid planked oak platform bed with radiused corners, rounded edges and plywood deck. Deck Ht. 14". Mattress recessed. One 36" x 80" sleep surface. Weight 148.

OPTIONS:
RSTNTRL
UVDECK
SEALEDB
HBRCD301HX

Restraint Rails (Per Platform Bed)
UV white coated deck - sealed
Closed bottom of bed
Set of 6 heavy duty casters, 2 locking,
4 non-locking

PS08/30 Platform Bed w/Restraint Rails
and Casters

30"d x 82.25"w x 22"h

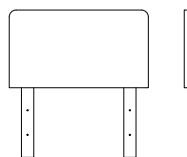


PS08/30

Details as above with restraint rails and casters.
Requires 28" x 80" mattress
Weight 120.

PBHB Headboard for Platform Bed

2.25" d x 35"w x 36"h



PBHB

Post and panel headboard, solid planked oak and oak veneer
Weight 15.

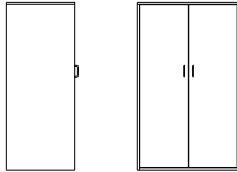
Model No.	Option	Carton	Natural	Medium Oak	Walnut	Boston Cherry	Natural Cherry
PS08SRIGHT		47	1080	1134	1134	1134	1134
PS08/3DS		47	1195	1255	1255	1255	1255
PSA08NDS		47	894	939	939	939	939
RSTNTRL	272						
UVDECK	87						
SEALEDB	193						
HBRCD301HX	500						
PS08/30		47	1307	1372	1372	1372	1372
PBHB		15	216	227	227	227	227



R O O M M A T E

RM01 *Wardrobe w/2 Doors*

24"d x 35.75"w x 59"h

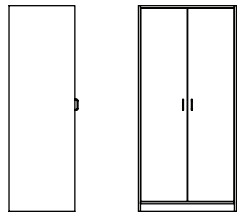


RM01

Constructed of solid planked oak with two oak veneered hinged doors and hanger rod.
Weight 157.

RM01S *Wardrobe w/2 Doors & Shelf*

24"d x 35.75"w x 75"h

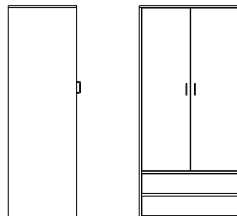


RM01S

Details as for RM01 above, with shelf.
Weight 182.

RM02 *Wardrobe w/2 Doors & 2 Drawers*

24"d x 35.75"w x 74.75"h

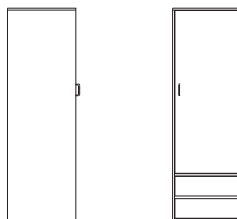


RM02

Details as for RM01 above, with two drawers. Drawers feature finger dovetail construction and steel suspension slides, beveled finger pulls on fronts.
Weight 205.

RM02/1D *Wardrobe w/1 Door & 2 Drawers*

24"d x 24"w x 74.75"h

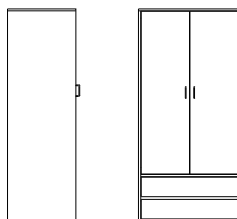


RM02/1D

Details as for RM02 above, with one oak veneered hinged door.
Weight 155.

RM02LG2 *Loft Group Wardrobe w/2 Drawers*

24"d x 37.5"w x 74.75"h



RM02LG2

Details as for RM02 above, with solid oak rails across back for bolting through RM07LG2 bed-spring and stabilizer bar.
Weight 203.

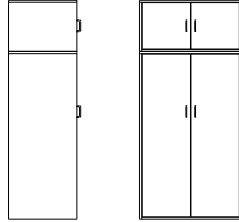
Model No.	Option	Carton	Natural	Medium Oak	Walnut	Boston Cherry	Natural Cherry
RM01		47	1153	1210	1210	1210	1210
RM01S		47	1246	1308	1308	1308	1308
RM02		60	1306	1359	1359	1359	1359
RM02/1D		47	1179	1238	1238	1238	1238
RM02LG2		47	1670	1754	1754	1754	1754



R O O M M A T E

RM12 Storage Cabinet w/2 Doors
for 36"w Wardrobe

24"d x 35.75"w x 18"h



RM12 (Shown on RM01)

Constructed of solid planked oak with two oak veneered hinged doors without hanger rod. Oak veneered back is routed into all four adjacent surfaces. Weight 30.

OPTIONS:

LOCKEH

LOCKENTD

LOCKDSB

3-LOCK03

1-LOCK03

MR1424

MR1448

MR1424ACRYLA

MR1448ACRYLA

RMOTB

RMOTBM

NONREMDRW

ROUNDED

METALBAR22

METALBAR34

Hasp lock w/Slide Bolts

(2-Door Wardrobe) (Field Installed)

Hasp Lock (Top Drawer Only) (Field Installed)

Cylinder Lock w/Slide Bolts (2-Door Wardrobe)

Door Lock, Single

Drawer Lock, Single (Top Drawer Only)

Frameless Mirror w/Safety Back (Field Installed):

14" x 24"

14" x 48"

Frameless Mirror, Acrylic (Field Installed):

14" x 24"

14" x 48"

Towel Bar (Field Installed):

Oak

Metal

Non-removable Glides (Per Drawer)

Rounded Corners (Per Case)

J-Bar Hanger Support (Metal):

24"w Wardrobe

36"w Wardrobe

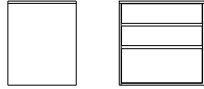
Model No.	Option	Carton	Natural	Medium Oak	Walnut	Boston Cherry	Natural Cherry
RM12		28	672	700	700	700	700
LOCKEH		89					
LOCKENTD		28					
LOCKDSB		90					
3-LOCK03		35					
1-LOCK03		35					
MR1424		32					
MR1448		42					
MR1424ACRYLA		71					
MR1448ACRYLA		141					
RMOTB		36					
RMOTBM		36					
NONREMDRW		12					
ROUNDED		23					
METALBAR22		65					
METALJBAR34		78					



R O O M M A T E

RM03 Chest, 3-Drawer

24"d x 30"w x 29.5"h



RM03
RM03W

Constructed of solid planked oak with oak veneered back. Drawers feature finger dovetail construction and epoxy coated steel suspension slides, beveled finger pulls on fronts.
Weight 101.

RM03W Chest, 3-Drawer

24"d x 35.75"w x 29.5"h

Details as above.
Weight 110.

RM03D2 Chest, 6-Drawer

18"d x 59.25"w x 29.5"h



RM03D2

Details as above.
Weight 161.

RM04 Chest, 5-Drawer

24"d x 24"w x 45.25"h



RM04
RM04W

Details as above.
Weight 131.

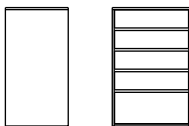
RM04W Chest, 5-Drawer

18"d x 30"w x 45.25"h

Details as above.
Weight 131.

RM04WD Chest, 5-Drawer

24"d x 30"w x 45.25"h



Details as above.
Weight 135.

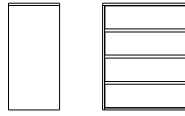
Model No.	Option	Carton	Natural	Medium Oak	Walnut	Boston Cherry	Natural Cherry
RM03		28	798	836	836	836	836
RM03W		30	874	921	921	921	921
RM03D2		33	1362	1442	1442	1442	1442
RM04		28	1022	1067	1067	1067	1067
RM04W		33	1001	1056	1056	1056	1056
RM04WD		33	1130	1164	1164	1164	1164



R O O M M A T E

RM04/4D *Chest, 4-Drawer*
(4 equal drawers)

18"d x 30"w x 37.5"h



RM04/4D

Constructed of solid planked oak with oak veneered back. Drawers feature finger dovetail construction and epoxy coated steel suspension slides, beveled finger pulls on fronts.
Weight 107.

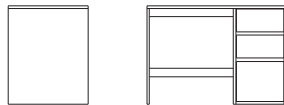
OPTIONS:

- 1-LOCK03**
- LOCKENTD**
- LAMTOP**
- BUSHING**
- NONREMDRW**
- ROUNDED**

- Drawer Lock, Single (Top Drawer Only)
- Hasp lock (Top Drawer Only) (Field Installed)
- Plastic Laminate Top
- Tension Arm Lamp Bushing
- Non-removable Glides (Per Drawer)
- Rounded Corners (Per Case)

RM05 *Desk w/3-Drawer Pedestal*

24"d x 42"w x 29.5"h



RM05
RM05W

Constructed of solid planked oak with oak veneered back. Drawers feature finger dovetail construction and steel suspension slides, beveled finger pulls on fronts. Kneespace clearance 26.25"h.
Weight 99.

RM05W *Desk w/3-Drawer Pedestal*

24"d x 48"w x 29.5"h

Details as above.
Weight 106.

RM05W/WAS *Desk w/3-Drawer Pedestal*

24"d x 48"w x 29.5"h

Details above with 28" kneespace clearance to accommodate most wheelchairs.
Weight 99.

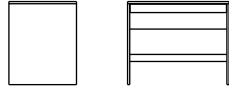
Model No.	Option	Carton	Natural	Medium Oak	Walnut	Boston Cherry	Natural Cherry
RM04/4D		33	844	896	896	896	896
1-LOCK03	35						
LOCKENTD	28						
LAMTOP	N/C						
BUSHING	34						
NONREMDRW	12						
ROUNDED	23						
RM05		28	911	944	944	944	944
RM05W		33	974	1001	1001	1001	1001
RM05W/WAS		28	982	1012	1012	1012	1012



R O O M M A T E

RM05NP36 *Writing Desk w/Pencil Drawer*

24"d x 36"w x 29.5"h

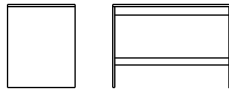


RM05NP36

Constructed of solid planked oak with oak veneered back. Drawer features finger dovetail construction and steel suspension slides. Kneespace clearance 25.625"h. Available with kneespace computer keyboard drawer. Weight 62.

RM05NP42 *Writing Desk w/Modesty Panel*

24"d x 42"w x 29.5"h

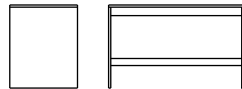


RM05NP42

Constructed of solid planked oak with oak veneered back. Kneespace clearance 26.75"h. Weight 71.

RM05NP48 *Writing Desk w/Modesty Panel*

24"d x 48"w x 29.5"h

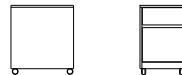


RM05NP48

Details as for RM05NP42 above. Weight 81.

RM05/2DP *Pedestal w/2 Drawers, Casters*

22"d x 16"w x 24.25"h w/Casters

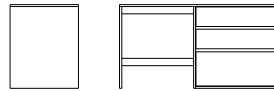


RM05/2DP

Details as for RM05 above. Weight 63.

RM06 *Desk w/3-Drawer Chest*

24"d x 56"w x 29.5"h



RM06

Details as for RM05 above. Weight 120.

OPTIONS:

- KEYBDTRAY**
- KNPDDRW**
- KNCPUDRW**
- KNPDSF**
- 1-LOCK03**
- LOCKENTD**
- LAMTOP**
- BUSHING**
- NONREMDRW**
- ROUNDED**

- Pedestal Keyboard Tray*
- Kneespace Pencil Drawer
- Kneespace Computer Keyboard Drawer
- Kneespace Pencil Drawer Shaped Front
- Drawer Lock, Single (Top Drawer Only)
- Hasp lock (Top Drawer Only) (Field Installed)
- Plastic Laminate Top
- Tension Arm Lamp Bushing
- Non-removable Glides (Per Drawer)
- Rounded Corners (Per Case)

**Replaces Top Pedestal Drawer (100 lb test full-extension slide)*


Model No.	Option	Carton	Natural	Medium Oak	Walnut	Boston Cherry	Natural Cherry
RM05NP36		28	567	595	595	595	595
RM05NP42		28	600	621	621	621	621
RM05NP48		28	645	664	664	664	664
RM05/2DP		28	526	545	545	545	545
RM06		33	1121	1166	1166	1166	1166
KEYBDTRAY		39					
KNPDDRW		63					
KNCPUDRW		122					
KNPDSF		71					
1-LOCK03		35					
LOCKENTD		28					
LAMTOP		N/C					
BUSHING		34					
NONREMDRW		12					
ROUNDED		23					



R O O M M A T E

RM07 *Bunkable Bed*


36"d x 84.75"w x 36":21"h



Sinuous wire bedspring bolted to solid oak post-and-rail end assemblies 36" and 21"h. Spring Ht. 12½". One 36" x 80" sleep surface.
Weight 76.

RM07LL *Low Loft/Bunkable Bed*

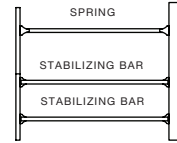
36"d x 84.75"w x 36":36"h



Sinuous wire bedspring bolted to solid oak post-and-rail end assemblies 36". Spring Ht. 32½", 28½", 24½", or 12½".
One 36" x 80" sleep surface.
Weight 75.

RM07LG2 *Bunkable Loft Bed*

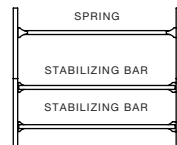
36"d x 82.75"w x 36":36"h



Details as above with stabilizer 2 bars (bolt also through rails across back of RM02LG2). Spring Ht. 60½" lofted, or 32½", 28½", 24½" or 12½" unlofted. One 36" x 80" sleep surface.
Weight 100.

RM07LG22 *High Loft/Bunkable Bed*

36"d x 85"w x 36"/36":36"/36"h



Sinuous wire bedspring and 2 stabilizer bars bolted to solid oak post-and-rail end assemblies 36"h. Spring Ht. 60½" lofted, or 32½", 28½", 24½" or 12½" unlofted. One 36" x 80" sleep surface.
Weight 100.

RM07HLK *Bunkable Bed: Hook Lock*

37.75"d x 85"w x 37.5":25.5"h



Sinuous wire bedspring hooked to solid oak post-and-rail end assemblies 37½" and 25½"h, with integral post connectors. Spring Ht. variable in 3" increments from 5½" to 23½". No tools or hardware required. One 36" x 80" sleep surface.
Weight 65.

RM07LLHLK *Low Loft/Bunkable Bed: Hook Lock*

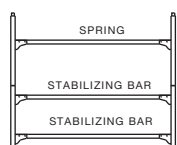
37.75"d x 85"w x 37.5":37.5"h



Sinuous wire bedspring hooked to solid oak post-and-rail end assemblies 37½"h, with integral post connectors. Spring Ht. variable in 3" increments from 5½" to 35½". No tools or hardware required. One 36" x 80" sleep surface.
Weight 75.

RM07LG22HLK *High Loft/Bunkable Bed: Hook Lock*

37.75"d x 85"w x 37.5"/37.5":37.5"/37.5"h



Details as above with two stabilizer bars. Spring Ht. 59½" lofted. One 36" x 80" sleep surface.
Weight 100.

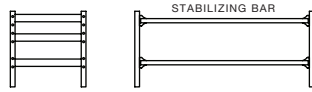
Model No.	Option	Carton	Natural	Medium Oak	Walnut	Boston Cherry	Natural Cherry
RM07		28	533	605	605	605	605
RM07LL		28	569	601	601	601	601
RM07LG2		28	620	633	633	633	633
RM07LG22		42	1045	1079	1079	1079	1079
RM07HLK		28	670	693	693	693	693
RM07LLHLK		28	670	693	693	693	693
RM07LG22HLK		42	1193	1235	1235	1235	1235



R O O M M A T E

RM07LS Loft Support

36"d x 85"w x 36":36"h



RM07LS

Two stabilizer bars bolted to solid oak post-and-rail end assemblies 36"h. Converts RM07LL to RM07LG22. Weight 40.

RM07SR Safety Rail

.75"d x 48"w x 16"h

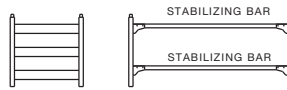


RM07SR

Constructed of solid oak. Hooks included for on-site installation. Weight 15.

RM07LSHLK Loft Support: Hook Lock

37.75"d x 85"w x 37.5":37.5"h

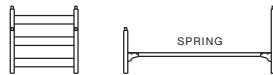


RM07LSHLK

Two stabilizer bars hooked to solid oak post-and-rail end assemblies 37½"h with integral post connector. Converts RM07LLHLK to RM07LG22HLK. Weight 40.

RM07TRK Bunkable Bed: Track Lock

37.75"d x 84.75"w x 37.5":25.5"h

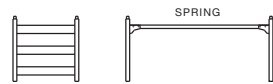


RM07TRK

Sinous wire bedspring hooked to solid oak post-and-rail assemblies 37½" and 25½"h with integral post connectors. Spring Ht. variable in 3" increments from 5½" to 23½". No tools or hardware required. One 36" x 80" sleep surface. Weight 65.

RM07LLTRK Low Loft Bunkable Bed: Track Lock

37.75"d x 84.75"w x 37.5":37.5"h

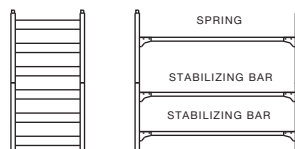


RM07LLTRK

Sinous wire bedspring hooked to solid oak post-and-rail assemblies 37½"h with integral post connectors. Spring Ht. variable in 3" increments from 5½" to 35½". No tools or hardware required. One 36" x 80" sleep surface. Weight 75.

RM07LG22TRK High Loft/Bunkable Bed: Track Lock

37.75"d x 84.75"w x 37.5":37.5"h



RM07LG22TRK

Details as above with two stabilizer bars. Spring Ht. 59½" lofted. One 36" x 80" sleep surface. Weight 100.

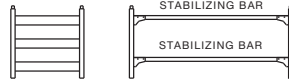
Model No.	Option	Carton	Natural	Medium Oak	Walnut	Boston Cherry	Natural Cherry
RM07LS		21	418	433	433	433	433
RM07SR		19	212	224	224	224	224
RM07LSHLK		21	524	544	544	544	544
RM07TRK		30	615	627	627	627	627
RM07LLTRK		30	669	675	675	675	675
RM07LG22TRK		42	1188	1202	1202	1202	1202



R O O M M A T E

RM07LSTRK *Loft Support: Track Lock*

37.75"d x 84.75"w x 37.5":37.5"h



RM07LSTRK

Two stabilizer bars hooked to solid oak post-and-rail assemblies 37½"h with integral post connectors. Converts RM07LLTRK to RM07LG22TRK
Weight 40.


OPTIONS:

- SB80B**
- SB80HLK**
- SB80TRK**
- SP3680PD**
- SP3680PDTRK**
- SP3680WWL**
- SP3680SA**
- SP3680WLSA**

- Stabilizer Bar
- Stabilizer Bar–Hook Lock
- Stabilizer Bar–Track Lock Bed
- Perforated Deck (substitute for standard bedspring)
- Perforated Deck (substitute for standard bedspring)–Track Lock Bed
- Wedge Lock Spring (substitute for bolt-through bedspring)
- Perforated Deck
- Wedge Lock Spring

RM08 *Platform Bed, 2 Drawers*

36"d x 82.25"w x 15"h




RM08

Constructed of solid planked oak with particleboard deck. Drawers feature finger dovetail construction and steel suspension slides, beveled finger pulls on drawer fronts. Deck Ht. 12". One 36" x 80" sleep surface.
Weight 145.

RM08ND *Platform Bed w/out Drawers*

36"d x 82.25"w x 15"h



RM08ND

Details as above without drawers. One 36" x 80" sleep surface.
Weight 116.

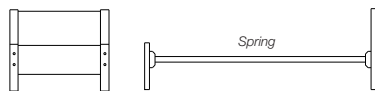
OPTIONS:

- NONREMDRW**
- RADCORN**
- RSTNTRL**

- Non-removable Glides (Per Drawer)
- Radiused Corners (Per Platform Bed)
- Restraint Rails (Per Platform Bed)

RM18 *Bed w/Post and Panel Ends*

36"d x 83.5"w x 29.5":17"h



RM18

Solid oak posts with oak veneered panel end assembly bolted to sinuous wire bedspring. Spring Ht. 12". One 36" x 80" sleep surface.
Weight 76.

Model No.	Option	Carton	Natural	Medium Oak	Walnut	Boston Cherry	Natural Cherry
RM07LSTRK		21	522	549	549	549	549
SB80B	36						
SB80HLK	36						
SB80TRK	36						
SP3680PD	163						
SP3680PDTRK	171						
SP3680WWL	62						
SP3680SA	320						
SP3680WLSA	161						
RM08		47	840	893	893	893	893
RM08ND		47	642	694	694	694	694
NONREMDRW	12						
RADCORN	45						
RSTNTRL	300						
RM18		28	541	568	568	568	568



R O O M M A T E

RM26 Bed w/ Recessed Legs

35.25"d x 78.75"w x 12"h

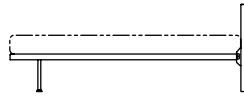
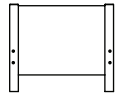


RM26

Sinuous wire bedspring with recessed legs.
One 36" x 80" sleep surface.
Weight 30.

RM28 Bed w/Post and Panel Ends

36"d x 82"w x 29.5"h

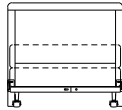


RM28

Solid oak posts with oak veneered panel end assembly bolted to sinuous wire bedspring with recessed legs.
Spring Ht. 12". One 36" x 80" sleep surface.
Weight 60.

RMB39 Twin Bed Frame, w/Headboard

40"d x 76"w x 36.25"h

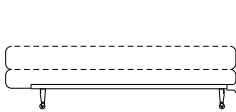
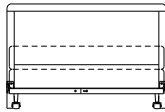


RMB39

Solid oak posts and rail with oak veneered panel end assembly fastens to bed frame for boxspring and mattress.
Requires 38" x 75" mattress and boxspring.
Weight 50.

RMB54 Double Bed Frame, w/Headboard

55"d x 76"w x 36.25"h

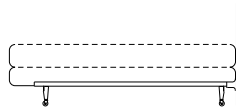
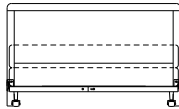


RMB54

Details as for RMB39 above. Requires 54" x 75" mattress and boxspring.
Weight 65.

RMB60 Queen Bed Frame, w/Headboard

62"d x 81"w x 37"h



RMB60

Details as for RMB39 above. Requires 60" x 80" mattress and boxspring.
Weight 80.

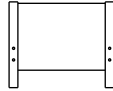
Model No.	Option	Carton	Natural	Medium Oak	Walnut	Boston Cherry	Natural Cherry
RM26		32	316	n/a	n/a	n/a	n/a
RM28		32	371	382	382	382	382
RMB39		28	268	281	281	281	281
RMB54		32	334	351	351	351	351
RMB60		37	349	366	366	366	366



R O O M M A T T E

RM18HB Headboard

1.75"d x 36"w x 29.5"h

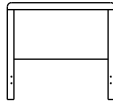


RM18HB

Solid oak posts with oak veneered panel.
Weight 22.

RMB39HB Headboard

1.25"d x 40"w x 36"h




RMB39HB

Solid oak posts and rail with oak veneered panel.
Weight 30.

RMB54HB Headboard

1.25"d x 55"w x 36"h




RMB54HB

Details as for RMB39HB above.
Weight 35.

RMB60HB Headboard

1.25"d x 62"w x 36"h



RMB60HB

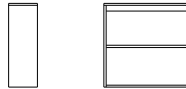
Details as for RMB39HB above.
Weight 40.

MATTRESSES/BOXSPRINGS

(SEE PAGE 139)

RM09 Bookcase, 2 Openings

10"d x 30"w x 29.5"h



RM09
RM09W

Constructed of solid planked oak with oak veneered back.
Weight 33.


RM09W Bookcase, 2 Openings

10"d x 35.75"w x 29.5"h

Details as for RM09 above.
Weight 38.

RM701/24 Bookcase, 5 Openings, 2 Adjustable Shelves

15"d x 24"w x 76"h



RM701/24
RM701/30

Constructed of solid planked oak with oak veneered back.
Weight 70.

RM701/30 Bookcase, 5 Openings, 2 Adjustable Shelves

15"d x 30"w x 76"h

Details as for RM701/24 above.
Weight 80.

Model No.	Option	Carton	Natural	Medium Oak	Walnut	Boston Cherry	Natural Cherry
RM18HB		21	151	162	162	162	162
RMB39HB		21	192	204	204	204	204
RMB54HB		21	246	266	266	266	266
RMB60HB		21	280	298	298	298	298
RM09		28	419	448	448	448	448
RM09W		28	477	492	492	492	492
RM701/24		37	1029	1076	1076	1076	1076
RM701/30		42	1143	1193	1193	1193	1193



R O O M M A T E

RM09DT24N *Desktop Bookcase,
1-Shelf*

10"d x 36"w x 23.75"h

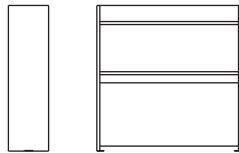


RM09DT24N

Constructed of solid planked oak with oak veneered back, one shelf.
Weight 19.

RM09DT36N *Desktop Bookcase,
2-Shelf*

10"d x 36"w x 36.25"h

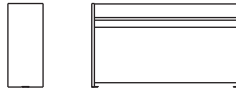


RM09DT36N

Details as above, two shelves.
Weight 29.

RM09DT24 *Desktop Bookcase,
1-Shelf*

10"d x 42"w x 23.75"h

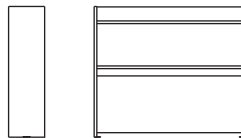


RM09DT24

Details as RM09DT24N above.
Weight 19.

RM09DT36 *Desktop Bookcase,
2-Shelf*

10"d x 42"w x 36.25"h

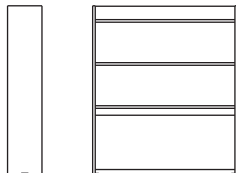


RM09DT36

Details as RM09DT24N above, two shelves.
Weight 29.

RM09DT49 *Desktop Bookcase,
3-Shelf*

10"d x 42"w x 48.75"h



RM09DT49

Details as RM09DT24N above, three shelves.
Weight 31.

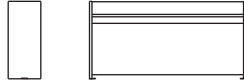
Model No.	Option	Carton	Natural	Medium Oak	Walnut	Boston Cherry	Natural Cherry
RM09DT24N		28	334	358	358	358	358
RM09DT36N		28	502	525	525	525	525
RM09DT24		28	353	424	424	424	424
RM09DT36		28	513	536	536	536	536
RM09DT49		28	658	715	715	715	715



R O O M M A T E

RM09DT24W *Desktop Bookcase,
1-Shelf*

10"d x 48"w x 23.75"h

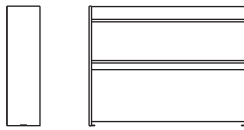


RM09DT24W

Constructed of solid planked oak with oak veneered back, one shelf.
Weight 19.

RM09DT36W *Desktop Bookcase,
2-Shelf*

10"d x 48"w x 36.25"h

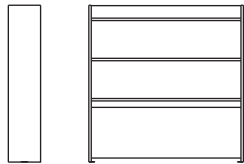


RM09DT36W

Details as above, two shelves.
Weight 29.

RM09DT49W *Desktop Bookcase,
3-Shelf*

10"d x 48"w x 48.75"h



RM09DT49W

Details as above, three shelves.
Weight 31.

- OPTIONS:**
TACKBDSI
TACKBDNI
TACKBDWI
TL20SS
TL20I
TL30I

- Tackboard Back, Standard
- Tackboard Back, Narrow
- Tackboard Back, Wide
- Tasklight 20 Watt Solid State
- Tasklight 20 Watt with Grounded Outlet
- Tasklight 30 Watt with Grounded Outlet

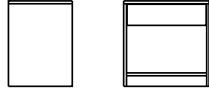
Model No.	Option	Carton	Natural	Medium Oak	Walnut	Boston Cherry	Natural Cherry
RM09DT24W		28	379	411	411	411	411
RM09DT36W		28	538	579	579	579	579
RM09DT49W		28	754	811	811	811	811
TACKBDSI		51					
TACKBDNI		48					
TACKBDWI		54					
TL20SS		38					
TL20I		100					
TL30I		118					



R O O M M A T E

RM10 Nightstand, 1-Drawer

18"d x 24"w x 24"h



RM10

Constructed of solid planked oak with oak veneered back. Drawer features full dovetail construction and steel suspension slides, beveled finger pulls on front. Weight 47.

RM102 Nightstand, 2-Drawer

18"d x 24"w x 24"h

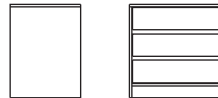


RM102

Details as above with two drawers. Weight 50.

RM103 Nightstand, 3-Drawer

18"d x 24"w x 24"h



RM103

Details as above with three drawers. Weight 53.

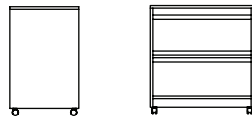
OPTIONS:

- 1-LOCK03**
- LOCKENTD**
- NONREMDRW**
- ROUNDED**
- LAMTOP**

- Drawer Lock, Single (Top Drawer Only)
- Hasp Lock (Top Drawer Only) (Field Installed)
- Non-removable Glides (Per Drawer)
- Rounded Edges (Per Case)
- Plastic Laminate Top

RM10TV TV/DVD Stand, 1-Shelf, Casters

20"d x 30"w x 31.5"h

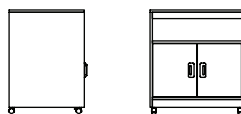


RM10TV

Constructed of solid planked oak. Weight 75.

RMMW10 Microwave Stand, 1-Shelf, Casters

24"d x 30"w x 33"h



RMMW10

Constructed of solid planked oak. Weight 75.

Model No.	Option	Carton	Natural	Medium Oak	Walnut	Boston Cherry	Natural Cherry
RM10		28	456	466	466	466	466
RM102		28	486	501	501	501	501
RM103		28	531	547	547	547	547
1-LOCK03	35						
LOCKENTD	28						
NONREMDRW	12						
ROUNDED	23						
LAMTOP	N/C						
RM10TV		28	579	591	591	591	591
RMMW10		28	841	860	860	860	860



R O O M M A T E

RM24/18 Framed Mirror

.75"d x 18"w x 24"h

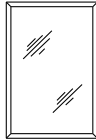


RM24/18

Frame constructed of solid oak. Mirror with shatter-resistant safety film on mirror back. Sawtooth hanger included for on-site installation. Weight 10.

RM24/36 Framed Mirror

.75"d x 24"w x 36"h

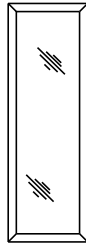


RM24/36

Details as for RM24/18 above. Weight 14.

RM22/66 Framed Mirror

1"d x 22"w x 66"h



RM22/66

Details as for RM24/18 above. Weight 15.

RM72 Ladder, 3-Step

3"d x 14.5"w x 48.5"h

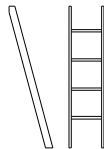


RM72

Constructed of solid oak. Hooks included for on-site installation. Weight 14.

RM72LG2 Ladder, 4-Step

3"d x 14.5"w x 60.25"h




RM72LG2

Details as above. Weight 14.

RM78 Underbed Drawer Unit

34.5"d x 77.5"w x 9.5"h



RM78

Constructed of solid planked oak with hardboard deck. Drawers feature finger dovetail construction and steel suspension slides with beveled finger pulls on fronts. Not for use as sleep surface. **For use under bunkable beds only.** Weight 92.

OPTIONS:

NONREMDRW

See additional options listed for individual products on other pages.

Non-removable Glides (Per Drawer)

Model No.	Option	Carton	Natural	Medium Oak	Walnut	Boston Cherry	Natural Cherry
RM24/18		21	132	140	140	140	140
RM24/36		21	176	188	188	188	188
RM22/66		19	287	300	300	300	300
RM72		19	249	261	261	261	261
RM72LG2		19	273	285	285	285	285
RM78		47	596	626	626	626	626

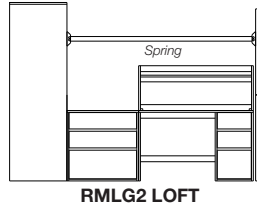
NONREMDRW 12



R O O M M A T E

RMLG2LOFT *Loft Group 2*
(Consisting of items listed below)

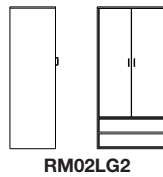
37.5"d x 106.75"w x 74.75"h



Details as below.
Weight 459.

RM02LG2 *Loft Group Wardrobe*
w/2 Drawers

24"d x 37.5"w x 74.75"h



Constructed of solid planked oak with two oak veneered hinged doors and hanger rod. Solid oak rails across back for bolting through RM07LG2 bedspring and stabilizer bar. Oak veneered back is routed into all four adjacent surfaces. Drawers feature finger dovetail construction and steel suspension slides with beveled finger pulls on fronts. Weight 203.

RM03 *Chest, 3-Drawer*

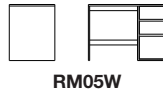
24"d x 30"w x 29.5"h



Constructed of solid planked oak with oak veneered back. Drawers feature finger dovetail construction and steel suspension slides with beveled finger pulls on fronts. Weight 101.

RM05W *Desk w/3-Drawer Pedestal*

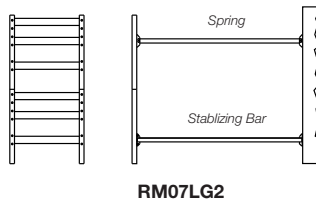
24"d x 48"w x 29.5"h



Constructed of solid planked oak with oak veneered back. Drawers feature finger dovetail construction and steel suspension slides with beveled finger pulls on fronts. Kneespace clearance 25³/₄"h. Weight 106.

RM07LG2 *Bunkable Loft Bed*

36"d x 82.75"w x 36":36"h



Solid oak post-and-rail end assemblies 36"h bolted to sinuous wire bedspring and to stabilizer bar which bolt also through rails across back of RM02LG2 wardrobe. Spring Ht. 60¹/₂" lofted, or 32¹/₂", 28¹/₂", 24¹/₂" or 12¹/₂" unlofted. One 36" x 80" sleep surface. Weight 100.

RM09DT24W *Desktop Bookcase,*
1-Shelf

10"d x 48"w x 23.75"h



Constructed of solid planked oak with oak veneered back. Weight 19.

NOTE: To increase drawer space substitute **RM03W** chest and **RM05** desk with **RM09DT24** bookcase for **RM03** chest and **RM05W** desk with **RM09DT24W** bookcase.
Change model numbers accordingly and use product prices from preceding pages.

Model No.	Option	Carton	Natural	Medium Oak	Walnut	Boston Cherry	Natural Cherry
RMLG2LOFT		164	4049	4203	4203	4203	4203
RM02LG2		47	1670	1754	1754	1754	1754
RM03		28	798	836	836	836	836
RM05W		33	974	1001	1001	1001	1001
RM07LG2		28	620	633	633	633	633
RM09DT24W		28	379	411	411	411	411




R O O M M A T E

OPTIONS:

RM07SR *Safety Rail*

.75"d x 48"w x 16"h

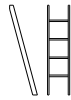


RM07SR

Constructed of solid oak. Hooks included for on-site installation.
Weight 15.

RM72LG2 *Ladder, 4-Step*

3"d x 14.25"w x 60.25"h



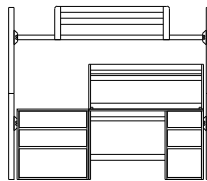
RM72LG2

Constructed of solid oak. Hooks included for on-site installation.
Weight 14.

See additional options listed for individual products on other pages.

RMLG22LOFT *Loft Group 22* (Consisting of items listed below)

36"d x 85"w x 72"h



RMLG22 LOFT

Details as below.
Weight 410.

RM03W *Chest, 3-Drawer*

24"d x 36"w x 29.25"h



RM03W

Constructed of solid planked oak with oak veneered back. Drawers feature finger dovetail construction and steel suspension slides with beveled finger pulls on fronts.
Weight 110.

RM05 *Desk w/3-Drawer Pedestal*

24"d x 42"w x 29.25"h



RM05

Constructed of solid planked oak with oak veneered back. Drawers feature finger dovetail construction and steel suspension slides with beveled finger pulls on fronts. Kneespace clearance 25 $\frac{3}{4}$ ".
Weight 99.

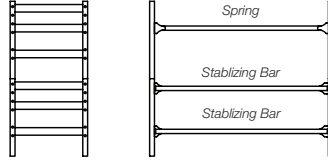
Model No.	Option	Carton	Natural	Medium Oak	Walnut	Boston Cherry	Natural Cherry
RM07SR		19	212	224	224	224	224
RM72LG2		19	273	285	285	285	285
RMLG22LOFT		130	3031	3208	3208	3208	3208
RM03W		30	874	921	921	921	921
RM05		30	911	944	944	944	944



R O O M M A T E

RM07LG22 High Loft/Bunkable Bed

36"d x 85"w x 36"/36":36"/36"h

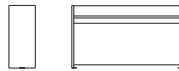


RM07LG22

Solid oak post-and-rail end assemblies 36"h bolted to sinuous wire bedspring and to 2 stabilizer bars. Spring Ht. 60½" lofted, 32½", 28½", 24½" or 12½". Weight 100.

RM09DT24 Desktop Bookcase, 1-Shelf

10"d x 42"w x 23.75"h



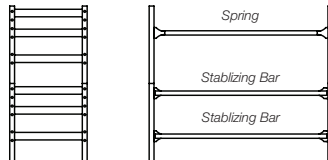
RM09DT24

Constructed of solid planked oak with oak veneered back, one shelf. Weight 19.

OPTIONS:

RM07LG22HLK High Loft/Bunkable Bed: Hook Lock

37.75"d x 85"w x 37.5"/37.5":37.5"/37.5"h



RM07LG22HLK

Details as above, with stabilizer rail and 2 stabilizer bars. Spring Ht. 59½" lofted. Weight 100.

RM07SR Safety Rail

.25"d x 48"w x 16"h



RM07SR

Constructed of solid oak. Hooks included for on-site installation. Weight 15.

See additional options listed for individual products on other pages.

Model No.	Option	Carton	Natural	Medium Oak	Walnut	Boston Cherry	Natural Cherry
RM07LG22		42	1045	1079	1079	1079	1079
RM09DT24		28	353	424	424	424	424
RM07LG22HLK		42	1193	1235	1235	1235	1235
RM07SR		19	212	224	224	224	224

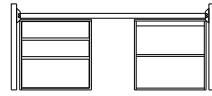


R O O M M A T E

RMLOWLOFT

(Consisting of items listed below)

36"d x 84.75"w x 36":36"h



LOW LOFT

Details as below.
Weight 209.

RM03 Chest, 3-Drawer

24"d x 30"w x 29.5"h



**RM03
RM03W**

Constructed of solid planked oak with oak veneered back. Drawers feature finger dovetail construction and steel suspension slides with beveled finger pulls on fronts. Weight 101.

RM07LL Low Loft/Bunkable Bed

36"d x 84.75"w x 36":36"h



RM07LL

Solid oak post-and-rail end assemblies 36"h bolted to sinuous wire bedspring. Spring Ht. 32½", 28½", 24½" or 12½". One 36" x 80" sleep surface. Weight 75.

RM09 Bookcase, 2 Openings

10"d x 30"w x 29.5"h



**RM09
RM09W**

Constructed of solid planked oak with oak veneered back, two openings. Weight 33.

See additional options listed for individual products on other pages.

Model No.	Option	Carton	Natural	Medium Oak	Walnut	Boston Cherry	Natural Cherry
RMLOWLOFT		84	1727	1796	1796	1796	1796
RM03		28	798	836	836	836	836
RM07LL		28	596	601	601	601	601
RM09		28	419	448	448	448	448



R O O M M A T E

OPTIONS:

RM03W Chest, 3-Drawer

24"d x 35.75"w x 29.5"h

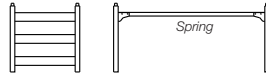


RM03W

Constructed of solid planked oak with oak veneered back. Drawers feature finger dovetail construction and steel suspension slides, beveled finger pulls on fronts. Weight 110.

RM07LLHLK Low Loft/Bunkable Bed Hook Lock

38"d x 85"w x 37.5":37.5"h

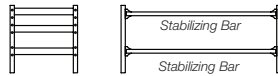


RM07LLHLK

Solid oak post-and-rail end assemblies 37½"h, with integral post connectors, hooked to sinuous wire bedspring. Spring Ht. variable in 3" increments from 5½" to 35½". No tools or hardware required. One 36" x 80" sleep surface. Weight 75.

RM07LS Loft Support

36"d x 85"w x 36":36"h

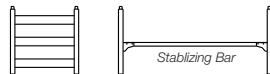


RM07LS

Solid oak post-and-rail end assemblies 36"h bolted to 2 stabilizer bars. Converts RM07LL to RM07LG22. Weight 40.

RM07LSHLK Loft Support:Hook Lock

38"d x 85"w x 37.5":37.5"h



RM07LSHLK

Solid oak post-and-rail end assemblies 36"h bolted to stabilizer bar. Converts RM07LLHLK to RM07LG22HLK. Weight 40.

RM09W Bookcase, 2 Openings

10"d x 35.75"w x 29.5"h



RM09W

Details as for RM09 above, 36"w. Weight 38.

See additional options listed for individual products on other pages.

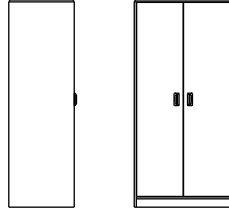
Model No.	Option	Carton	Natural	Medium Oak	Walnut	Boston Cherry	Natural Cherry
RM03W		30	874	921	921	921	921
RM07LLHLK		28	670	693	693	693	693
RM07LS		21	418	433	433	433	433
RM07LSHLK		21	524	544	544	544	544
RM09W		28	477	492	492	492	492



W I L L T O N

RM301S *Wardrobe w/2 Doors, Shelf*

24"d x 35.75"w x 75"h



RM301S

Constructed of solid planked oak with oak veneered back panel, hinged doors and hanger rod. Weight 190.

**OPTIONS:
LOCKDSB**

**MR1424
MR1448**

**RMOTB
RMOTBM**

Cylinder Lock w/Slide Bolts (2-Door Wardrobe)
Frameless Mirror, Safety Back (Field Installed):

14" x 24"

14" x 48"

Towel Bar (Field Installed):

Oak

Metal

RM320 *TV/VCR Cabinet w/2 Doors,
Pull Out Shelf, 3-Drawer Bot-
tom Chest*

24"d x 35.75"w x 59"h

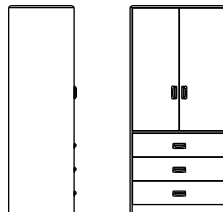


RM320

Constructed of solid planked oak with oak veneered back panel, two hinged doors and 3-drawer chest. Weight 180.

RM380 *TV/VCR Cabinet w/2 Doors,
Pull Out Shelf, 2 Adjustable
Shelves & 3-Drawer Bottom
Chest*

24"d x 35.75"w x 76"h



RM380

Details as above with two adjustable shelves. Weight 200.

**OPTIONS:
1-LOCK03
NONREMDRW
LOCKSSB**

Drawer Lock, Single (Top Drawer Only)
Non-removable Glides (Per Drawer)
Cylinder Lock w/ Slide Bolt (TV/VCR Unit)

Model No.	Option	Carton	Natural	Medium Oak	Walnut	Boston Cherry
RM301S		58	1153	1205	1205	1205
LOCKDSB	81					
MR1424	30					
MR1448	38					
RMOTB	28					
RMOTBM	32					
RM320		46	1350	1418	1418	1418
RM380		46	1727	1813	1813	1813
1-LOCK03	35					
NONREMDRW	12					
LOCKSSB	85					



W

I

L

T

O

N

RM303D2 Chest, 6-Drawer,
By-Side

Side-

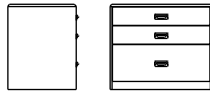


RM303D2

Constructed of solid oak, with six drawers and matching laminate top.
Weight 150.

24"d x 48"w x 29.5"h

RM303W Chest, 3-Drawer



RM303W

Details as above with three drawers.
Weight 110.

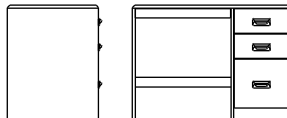
24"d x 35.75"w x 29.5"h

OPTIONS:

- 1-LOCK03**
- LOCKENTD**
- BUSHING**
- NONREMDRW**

- Drawer Lock, Single (Top Drawer Only)
- Hasp Lock (Top Drawer Only) Field Installed
- Tension Arm Lamp Bushing
- Non-removable Glides (Per Drawer)

RM305 Desk, 3-Drawer



RM305

Constructed of solid planked oak with matching laminate top.
Weight 110.

24"d x 42"w x 29.5"h

OPTIONS:

- KNPDDR**
- KNCPUDRW**
- 1-LOCK03**
- LOCKENTD**
- BUSHING**
- NONREMDRW**

- Kneespace Pencil Drawer
- Kneespace Computer Keyboard Drawer
- Drawer Lock, Single (Top Drawer Only)
- Hasp Lock (Top Drawer Only) Field Installed
- Tension Arm Lamp Bushing
- Non-removable Glides (Per Drawer)

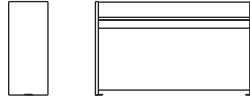
Model No.	Option	Carton	Natural	Medium Oak	Walnut	Boston Cherry
RM303D2		38	1324	1367	1367	1367
RM303W		30	884	903	903	903
1-LOCK03	32					
LOCKENTD	28					
BUSHING	34					
NONREMDRW	12					
RM305		28	966	989	989	989
KNPDDRW	63					
KNCPUDRW	122					
1-LOCK03	35					
LOCKENTD	28					
BUSHING	35					
NONREMDRW	12					



W I L T O N

RM309DT24 *Desktop Bookcase, 1-Shelf*

10"d x 40.5"w x 23.75"h

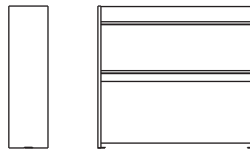


RM309DT24

Constructed of solid oak with one shelf.
Weight 30.

RM309DT36 *Desktop Bookcase, 2-Shelf*

10"d x 40.5"w x 36.25"h



RM309DT36

Details as above with two shelves.
Weight 40.

OPTIONS:

TL20SS

TL20I

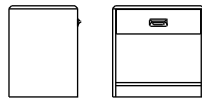
TL30I

TACKBDSI

Tasklight 20 Watt Solid State
Tasklight 20 Watt with Grounded Outlet
Tasklight 30 Watt with Grounded Outlet
Tackboard Back, Standard

RM310 *Nightstand, 1-Drawer*

18"d x 24"w x 24"h

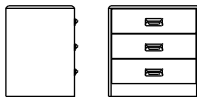


RM310

Constructed of solid oak with matching laminate top.
Weight 55.

RM3103 *Nightstand, 3-Drawer*

18"d x 24"w x 24"h



RM3103

Details as above with three drawers.
Weight 60.

OPTIONS:

1-LOCK03

NONREMDRW

Drawer Lock, Single (Top Drawer Only)
Non-removable Glides (Per Drawer)

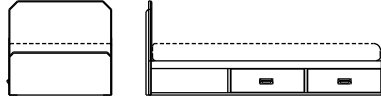
Model No.	Option	Carton	Natural	Medium Oak	Walnut	Boston Cherry
RM309DT24		28	374	387	387	387
RM309DT36		28	537	555	555	555
TL20SS	38					
TL20I	100					
TL30I	118					
TACKBDSI	51					
RM310		28	531	542	542	542
RM3103		28	609	627	627	627
1-LOCK03	35					
NONREMDRW	12					



W I L T O N

RM308LEFT Platform Bed
w/2 Offset Drawers
on Left

36"d x 83.25"w x 33"h

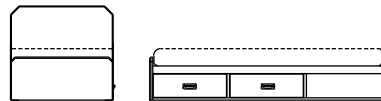


RM308LEFT

Solid oak platform bed. Deck Ht. 12".
One 36" x 80" sleep surface.
Weight 170.

RM308RIGHT Platform Bed
w/2 Offset Drawers
on Right

36"d x 83.25"w x 33"h

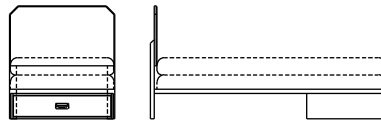


RM308RIGHT

Details as above with drawers on right.
One 36" x 80" sleep surface.
Weight 170.

RM378(36) Single Bed Frame
w/Headboard,
Drawer @ Foot

37"d x 81.25"w x 40"h

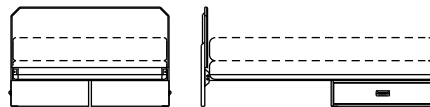


RM378(36)

Metal bed frame supported at opposite
ends by headboard and single drawer.
Requires 36" x 80" mattress and boxspring.
Weight 80.

RM378(54) Double Bed Frame
w/Headboard,
2 Drawers @ Foot

55"d x 76.25"w x 40"h

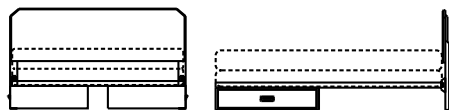


RM378(54)

Details as above with two drawers.
Requires 54" x 75" mattress and boxspring.
Weight 100.

RM378(60) Queen Bed Frame
w/Headboard,
2 Drawers @ Foot. Re-
quires Box Spring
and Mattress

61"d x 81.25"w x 40"h



RM378(60)

Details as above with two drawers.
Requires 60" x 80" mattress and boxspring.
Weight 120.

OPTIONS:

NONREMDRW

Non-removable Glides (Per Drawer)

MATTRESSES/BOXSPRINGS

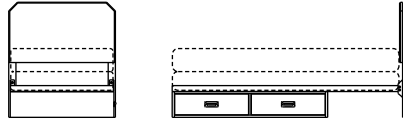
(SEE PAGE 175)

Model No.	Option	Carton	Natural	Medium Oak	Walnut	Boston Cherry
RM308LEFT		55	1066	1118	1118	1118
RM308RIGHT		55	1066	1118	1118	1118
RM378(36)		55	889	901	901	901
RM378(54)		78	1412	1425	1425	1425
RM378(60)		82	1429	1441	1441	1441
NONREMDRW	12					



W I L T O N

RM378(36)/2DSS *Single Bed Frame w/Headboard, 2 Drawers on Left or Right. Requires Box Spring and Mattress*

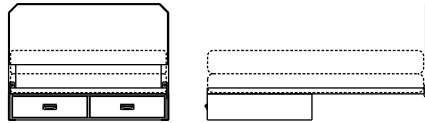


RM378(36)2DSS

Metal bed frame supported at opposite ends by headboard and two drawers on either the left or right side. Requires 36" x 80" mattress and boxspring. Weight 120.

37"d x 81.25"w x 40"h

RM378(54)/2DSS *Double Bed Frame w/Headboard, 2 Drawers Side-by-Side @ Foot. Requires Box Spring and Mattress*



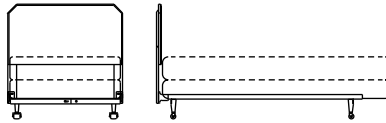
RM378(54)2DSS

Details as above. Requires 54" x 75" mattress and boxspring. Weight 140.

55"d x 76.25"w x 40"h

RMB339 *Twin Bed Frame w/Headboard*

40"d x 76"w x 40"h

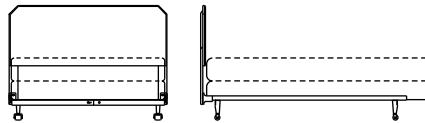


RMB339

Headboard with adjustable frame. Requires 38" x 75" mattress and boxspring. Weight 50.

RMB354 *Double Bed Frame w/Headboard*

55"d x 76"w x 40"h



RMB354

Details as above. Requires 54" x 75" mattress and boxspring. Weight 60.

MATTRESSES/BOXSPRINGS

(SEE PAGE 175)

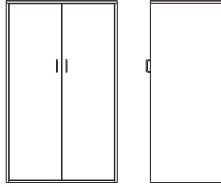
Model No.	Option	Carton	Natural	Medium Oak	Walnut	Boston Cherry
RM378(36)2DSS		55	1179	1215	1215	1215
RM378(54)2DSS		78	1315	1349	1349	1349
RMB339		30	365	373	373	373
RMB354		30	450	460	460	460



C A R T E R

CV01 *Wardrobe w/2 Doors*

23.75"d x 36"w x 59"h

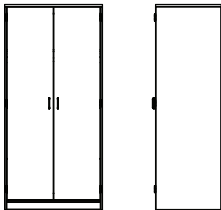


CV01

Constructed of oak veneer panels, two oak veneer hinged doors and hanger rod.
Weight 150.

CV01S *Wardrobe w/2 Doors & Shelf*

23.75"d x 36"w x 74.75"h

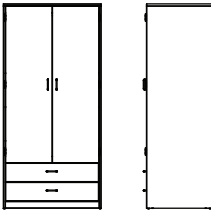


CV01S

Details for CV01 above, with shelf.
Weight 173.

CV02 *Wardrobe w/2 Doors & 2 Drawers*

23.75"d x 36"w x 74.75"h

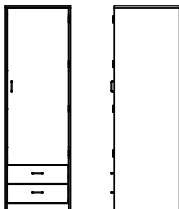


CV02

Details as for CV01 above, with two drawers. Drawers feature solid oak fronts, dovetail construction and steel suspension slides. Available with a variety of metal drawer pulls.
Weight 195.

CV02/1D *Wardrobe w/1 Door & 2 Drawers*

23.75"d x 24.25"w x 74.75"h



CV02/1D

Details as for CV02 above, with one oak veneered hinged door.
Weight 147.

Model No.	Option	Carton	Natural	Stnd Stain
CV01		47	951	999
CV01S		47	999	1048
CV02		60	1070	1124
CV02/1D		47	961	1009



C

A

R

T

E

R

**OPTIONS:
LOCKEH**

**LOCKENTD
LOCKDSB
3-LOCK03
1-LOCK03**

**MR1424
MR1448**

**MR1424ACRYLA
MR1448ACRYLA**

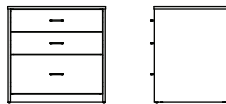
**RMOTB
RMOTBM
NONREMDRW**

**METALBAR22
METALBAR34**

Hasp Lock w/Slide Bolts
(2-Door Wardrobe) (Field Installed)
Hasp Lock (Top Drawer Only) (Field Installed)
Cylinder Lock w/Slide Bolts (2-Door Wardrobe)
Door Lock, Single
Drawer Lock, Single (Top Drawer Only)
Frameless Mirror w/Safety Back (Field Installed):
14" x 24"
14" x 48"
Frameless Mirror, Acrylic (Field Installed):
14" x 24"
14" x 48"
Towel Bar (Field Installed):
Oak
Metal
Non-removable Glides (Per Drawer)
J-Bar Hanger Support (Metal):
24"w Wardrobe
36"w Wardrobe

CV03 *Chest, 3-Drawer*

23.75"d x 30.25"w x 29.5"h



**CV03
CV03W**

Constructed of oak veneer. Drawers feature solid oak fronts, dovetail construction and steel suspension slides. Available with a variety of metal drawer pulls.
Weight 95.

CV03W *Chest, 3-Drawer*

23.75"d x 36"w x 29.5"h

Details as above.
Weight 105.

CV03/2D *Chest, 2-Drawer Stackable*

23.75"d x 30.25"w x 20.75"h



CV03/2D

Details as CV03 above with rubber feet for stacking.
Weight 63.

CV03D2 *Chest, 6-Drawer*

18.25"d x 59.5"w x 29.5"h



CV03D2

Details as CV03 above.
Weight 155.

Model No.	Option	Carton	Natural	Stnd Stain
LOCKEH				89
LOCKENTD				28
LOCKDSB				90
3-LOCK03				35
1-LOCK03				35
MR1424				32
MR1448				42
MR1424ACRYLA				71
MR1448ACRYLA				141
RMOTB				36
RMOTBM				36
NONREMDRW				12
METALBAR22				65
METALJBAR34				78

CV03		28	548	576
------	--	----	-----	-----

CV03W		30	596	626
-------	--	----	-----	-----

CV03/2D		28	501	526
---------	--	----	-----	-----

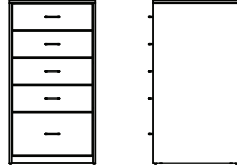
CV03D2		33	1032	1084
--------	--	----	------	------



C A R T E R

CV04 Chest, 5-Drawer

23.75"d x 24.25"w x 45.25"h



**CV04
CV04W
CV04WD**

Constructed of oak veneer. Drawers feature solid oak fronts, dovetail construction and steel suspension slides. Available with a variety of metal drawer pulls. Weight 125.

CV04W Chest, 5-Drawer

18.25"d x 30.25"w x 45.25"h

Details as CV04 above.
Weight 125.

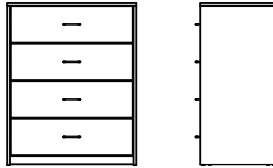
CV04WD Chest, 5-Drawer

23.75"d x 30.25"w x 45.25"h

Details as CV04 above.
Weight 129.

CV04/4D Chest, 4-Drawer

18.25"d x 30.25"w x 37.5"h



CV04/4D

Details as CV04 above.
Weight 102.

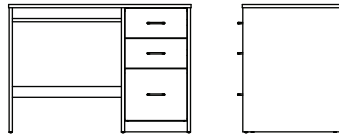
OPTIONS:

- 1-LOCK03**
- LOCKENTD**
- LAMTOP**
- BUSHING**
- NONREMDRW**

- Drawer Lock, Single (Top Drawer Only)
- Hasp Lock (Top Drawer Only) (Field Installed)
- Plastic Laminate Top
- Tension Arm Lamp Bushing
- Non-removable Glides (Per Drawer)

CV05 Desk w/3-Drawer Pedestal

23.75"d x 42.25"w x 29.5"h



**CV05
CV05W**

Constructed of oak veneer. Drawers feature solid oak fronts, dovetail construction and steel suspension slides. Available with a variety of metal drawer pulls. Weight 94.

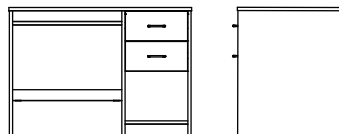
CV05W Desk w/3-Drawer Pedestal

23.75"d x 48.25"w x 48.25"h

Details as above.
Weight 112.

CV05/2DS Pedestal Desk w/2 Drawers, Shelf

23.75"d x 42.25"w x 29.5"h



CV05/2DS

Details as CV05 above.
Weight 90.

Model No.	Option	Carton	Natural	Stnd Stain
-----------	--------	--------	---------	------------

CV04		28	723	759
------	--	----	-----	-----

CV04W		33	692	727
-------	--	----	-----	-----

CV04WD		33	770	809
--------	--	----	-----	-----

CV04/4D		33	593	623
---------	--	----	-----	-----

1-LOCK03	35			
LOCKENTD	28			
LAMTOP	45			
BUSHING	35			
NONREMDRW	12			

CV05		28	615	646
------	--	----	-----	-----

CV05W		33	637	670
-------	--	----	-----	-----

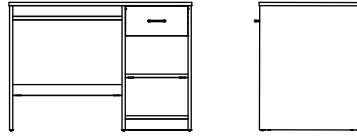
CV05/2DS		28	600	630
----------	--	----	-----	-----



C A R T E R

CV05/D2S *Pedestal Desk w/Drawer,
2 Shelves*

23.75"d x 42.25"w x 29.5"h

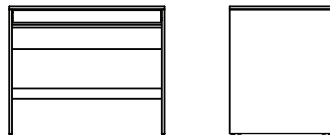


CV05/D2S

Constructed of oak veneer. Drawers feature solid oak fronts, dovetail construction and steel suspension slides. Available with a variety of metal drawer pulls. Weight 80.

CV05/NP36 *Writing Desk
w/Pencil Drawer*

23.75"d x 36.25"w x 29.5"h

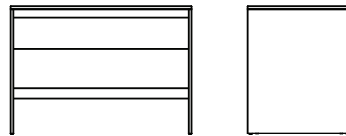


CV05/NP36

Constructed of oak veneer. Available with knee-space computer keyboard tray and variety of metal drawer pulls. Weight 58.

CV05/NP42 *Writing Desk
w/Modesty Panel*

23.75"d x 42.25"w x 29.5"h

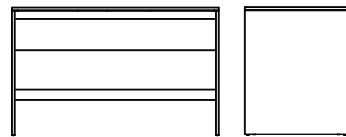


CV05/NP42

Constructed of oak veneer. Weight 64.

CV05/NP48 *Writing Desk
w/Modesty Panel*

23.75"d x 48.25"w x 29.5"h

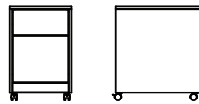


CV05/NP48

Details as above for CV05/NP42. Weight 74.

CV05/2DP *Mobile Pedestal w/2
Drawers, Casters*

22.25"d x 16.25"w x 24.25"h

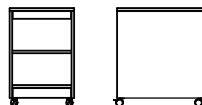


CV05/2DP

Details as above for CV05. Weight 58.

CV05/MPS *Mobile Pedestal
w/Adjustable Shelf,
Casters*

22.25"d x 16.25"w x 24.25"h



CV05/MPS

Details as above for CV05, with adjustable shelf. Weight 50.

Model No.	Option	Carton	Natural	Stnd Stain
CV05/D2S		28	589	618
CV05/NP36		28	378	397
CV05/NP42		28	390	410
CV05/NP48		28	405	425
CV05/2DP		28	389	407
CV05/MPS		28	317	333



C

A

R

T

E

R

OPTIONS:

KEYBDTRAY

KNPDDR

KNCPUDRW

KNPDSF

1-LOCK03

LOCKENTD

LAMTOP

BUSHING

NONREMDRW

Pedestal Keyboard Tray*

Kneespace Pencil Drawer

Kneespace Computer Keyboard Drawer

Kneespace Pencil Drawer Shaped Front

Drawer Lock, Single (Top Drawer Only)

Hasp Lock (Top Drawer Only) (Field Installed)

Plastic Laminate Top

Tension Arm Lamp Bushing

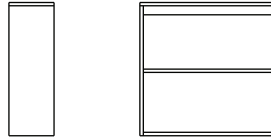
Non-removable Glides (Per Drawer)

**Replaces Top Pedestal Drawer*

(100 lb test full-extension slide)

CV09 *Bookcase, 2 Openings*

10"d x 30.25"w x 29.5"h



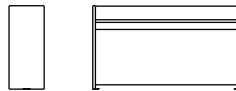
CV09

Constructed of oak veneer.

Weight 25.

CV09DT24N *Desktop Bookcase, 1-Shelf*

10"d x 36"w x 23.75"h



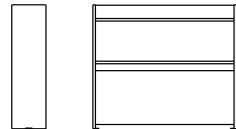
CV09DT24N

Constructed of oak veneer.

Weight 19.

CV09DT36N *Desktop Bookcase, 2-Shelf*

10"d x 36"w x 36.25"h



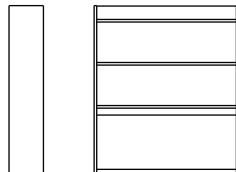
CV09DT36N

Details as above, two shelves.

Weight 29.

CV09DT49N *Desktop Bookcase, 3-Shelf*

10"d x 36"w x 48.75"h



CV09DT49N

Details as above, three shelves.

Weight 31.

Model No.	Option	Carton	Natural	Stnd Stain
-----------	--------	--------	---------	------------

KEYBDTRAY	39			
KNPDDRW	63			
KNCPUDRW	122			
KNPDSF	71			
1-LOCK03	35			
LOCKENTD	28			
LAMTOP	60			
BUSHING	35			
NONREMDRW	12			

CV09		28	285	299
------	--	----	-----	-----

CV09DT24N		28	246	258
-----------	--	----	-----	-----

CV09DT36N		28	324	340
-----------	--	----	-----	-----

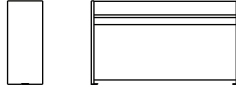
CV09DT49N		28	377	396
-----------	--	----	-----	-----



C A R T E R

CV09DT24 Desktop Bookcase, 1-Shelf

10"d x 42"w x 23.75"h

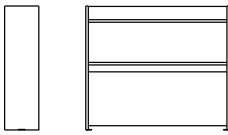


CV09DT24

Details as CV09DT24N above.
Weight 19.

CV09DT36 Desktop Bookcase, 2-Shelf

10"d x 42"w x 36.25"h

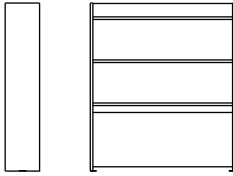


CV09DT36

Details as above, two shelves.
Weight 29.

CV09DT49 Desktop Bookcase, 3-Shelf

10"d x 42"w x 48.75"h

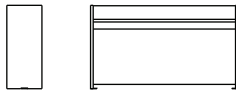


CV09DT49

Details as above, three shelves.
Weight 31.

CV09DT24W Desktop Bookcase,
1-Shelf

10"d x 48"w x 23.75"h

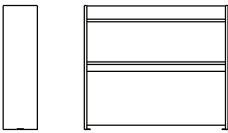


CV09DT24W

Details as CV09DT24 above.
Weight 19.

CV09DT36W Desktop Bookcase,
2-Shelf

10"d x 48"w x 36.25"h

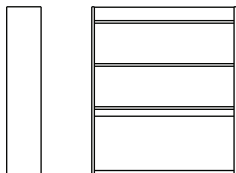


CV09DT36W

Details as above, two shelves.
Weight 29.

CV09DT49W Desktop Bookcase,
3-Shelf

10"d x 48"w x 48.75"h



Details as above, three shelves.
Weight 31.

Model No.	Option	Carton	Natural	Stnd Stain
CV09DT24		28	261	274
CV09DT36		28	377	396
CV09DT49		28	405	425
CV09DT24W		28	272	285
CV09DT36W		28	391	411
CV09DT49W		28	490	515



C

A

R

T

E

R

OPTIONS:

TACKBDSI

TACKBDNI

TACKBDWI

TL20SS

TL20I

TL30I

Tackboard Back, Standard

Tackboard Back, Narrow

Tackboard Back, Wide

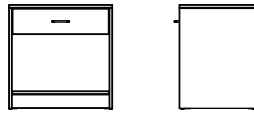
Tasklight 20 Watt Solid State

Tasklight 20 Watt with Grounded Outlet

Tasklight 30 Watt with Grounded Outlet

CV10 *Nightstand, 1-Drawer*

18.25"d x 24.25"w x 24"h

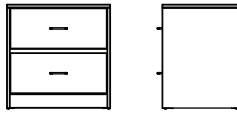


CV10

Constructed of oak veneer. Drawer feature solid oak fronts, dovetail construction and steel suspension slides. Available with a variety of metal drawer pulls. Weight 42.

CV102 *Nightstand, 2-Drawer*

18.25"d x 24.25"w x 24"h

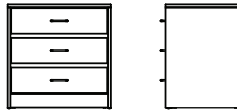


CV102

Details as above with two drawers. Weight 45.

CV103 *Nightstand, 3-Drawer*

18.25"d x 24.25"w x 24"h



CV103

Details as above with three drawers. Weight 48.

OPTIONS:

1-LOCK03

LOCKENTD

NONREMDRW

LAMTOP

Drawer Lock, Single (Top Drawer Only)

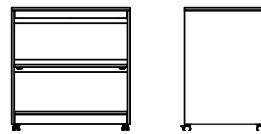
Hasp Lock (Top Drawer Only) (Field Installed)

Non-removable Glides (Per Drawer)

Plastic Laminate Top

CV10TV *TV/DVD Stand, 1-Shelf, Casters*

20.25"d x 30.25"w x 31.5"h

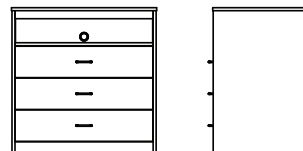


CV10TV

Constructed of oak veneer with casters. Weight 70.

CV03TV *Chest, 3-Drawer with Open Shelf*

23.75"d x 36"w x 38.25"h



CV03TV

Constructed of oak veneer with casters. Weight 130.

OPTION:

LAMTOP

Plastic Laminate Top

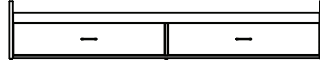
Model No.	Option	Carton	Natural	Stnd Stain
TACKBDSI	51			
TACKBDNI	48			
TACKBDWI	54			
TL20SS	38			
TL20I	100			
TL30I	118			
CV10		27	326	341
CV102		27	361	379
CV103		27	387	407
1-LOCK03	35			
LOCKENTD	28			
NONREMDRW	12			
LAMTOP	36			
CV10TV		28	359	377
CV03TV		28	678	711
LAMTOP	54			



C A R T E R

CV08 Platform Bed, 2 Drawers

36"d x 81.75"w x 15"h

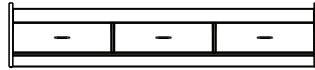


CV08

Constructed of oak veneer with particleboard deck. Drawer feature solid oak fronts, dovetail construction and steel suspension slides. Available with a variety of metal drawer pulls. Deck Ht. 12". One 36" x 80" sleep surface.
Weight 145.

CV08/3D Platform Bed, 3 Drawers

36"d x 81.75"w x 15"h




CV08/3D

Details as above with three drawers.
Weight 175.

CV08ND Platform Bed, w/out Drawers

36"d x 81.75"w x 15"h



CV08ND

Details as above without drawers.
Weight 116.

OPTIONS: NONREMDRW RSTNTRL

Non-removable Glides (Per Drawer)
Restraint Rails (Per Platform Bed)

Model No.	Option	Carton	Natural	Stnd Stain
CV08		47	680	714
CV08/3D		47	839	881
CV08ND		47	494	519
NONREMDRW	12			
RSTNTRL	300			



G R A D U A T E

GC01S *Wardrobe w/2 Doors, Shelf*

24.25"d x 37.75"w x 72.25"h

OPTIONS: LOCKEH

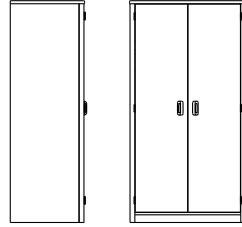
LOCKDSB 3-LOCK03

MR1424 MR1448

MR1424ACRYLA MR1448ACRYLA

RMOTB RMOTBM

METALBAR34



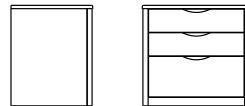
GC01S

Constructed of solid maple with maple veneer side panels, two maple veneer hinged doors and hanger rod. Matching veneer back is routed into all four adjacent surfaces.
Weight 217.

- Hasp Lock w/Slide Bolts (2-Door Wardrobe) (Field Installed)
- Cylinder Lock w/Slide Bolts (2-Door Wardrobe)
- Drawer Lock, Single
- Frameless Mirror w/Safety Back (Field Installed):
 - 14" x 24"
 - 14" x 48"
- Frameless Mirror, Acrylic (Field Installed):
 - 14" x 24"
 - 14" x 48"
- Towel Bar (Field Installed):
 - Oak
 - Metal
- J-Bar Hanger Support (Metal):
 - 36"w Wardrobe

GC03 *Chest, 3-Drawer*

24.25"d x 32"w x 29.75"h

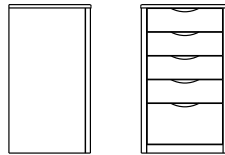


GC03

Constructed of solid maple with maple veneer side panels, matching HPL top and matching veneer back. Drawers feature finger dovetail construction and carved pulls.
Weight 91.

GC04 *Chest, 5-Drawer*

24.25"d x 26"w x 43.75"h



GC04

Details as above.
Weight 121.

NOTE: For coordinating Ava Side Chair, see page 216.

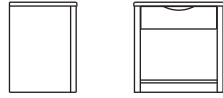
Model No.	Option	Carton	Clear	Natural Cherry	Medium Oak	Walnut	Boston Cherry
GC01S		47	1522	1598	1598	1598	1598
LOCKEH	89						
LOCKDSB	89						
3-LOCK03	35						
MR1424	32						
MR1448	42						
MR1424ACRYLA	71						
MR1448ACRYLA	141						
RMOTB	36						
RMOTBM	36						
METALBAR34	78						
GC03		28	983	1032	1032	1032	1032
GC04		31	1258	1296	1296	1296	1296



G R A D U A T E

GC10 *Nightstand, 1-Drawer*

18.25"d x 26"w x 24"h



GC10

Constructed of solid maple with maple veneer side panels, matching HPL top and matching maple veneer back. Drawers feature finger dovetail construction and carved pulls.
Weight 57.

OPTIONS:
1-LOCK03
LOCKENTD

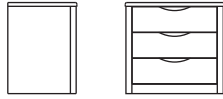
Drawer Lock, Single (Top Drawer Only, Offset)
Hasp Lock (Top Drawer Only, Offset)
(Field Installed)

BUSHING
NONREMDRW

Tension Arm Lamp Bushing
Non-removable Glides (Per Drawer)

GC103 *Nightstand, 3-Drawer*

18.25"d x 26"w x 24"h



GC103

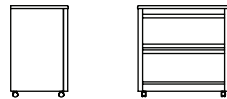
Constructed of solid maple with maple veneer side panels, matching HPL top and matching maple veneer back. Drawers feature finger dovetail construction and carved pulls.
Weight 57.

OPTIONS:
1-LOCK03
LOCKENTD

Drawer Lock, Single (Top Drawer Only, Offset)
Hasp Lock (Top Drawer Only, Offset) (Field Installed)

GC10TV *TV/DVD Stand, 1-Shelf, Casters*

20.25"d x 32"w x 31¾"h



GC10TV

Constructed of solid maple and maple veneer.
Weight 75.

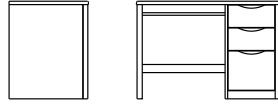
Model No.	Option	Carton	Clear	Natural Cherry	Medium Oak	Walnut	Boston Cherry
GC10		28	674	708	708	708	708
1-LOCK03	35						
LOCKENTD	28						
BUSHING	34						
NONREMDRW	12						
GC103		28	783	822	822	822	822
1-LOCK03	35						
LOCKENTD	28						
GC10TV		28	861	904	904	904	904



G R A D U A T E

GC05 Desk, w/3-Drawer Pedestal

24.25"d x 44"w x 29.75"h



GC05

Constructed of solid maple with maple veneer side panels, matching HPL top and matching maple veneer back. Drawers feature finger dovetail construction, epoxy coated steel suspension slides and carved pulls. Kneespace clearance 26.25"h. Weight 100.

OPTIONS:

KEYBDTRAY

KNPDDRW

KNCPUDRW

KNPDSF

1-LOCK03

LOCKENTD

BUSHING

NONREMDRW

Pedestal Keyboard Tray*

Kneespace Pencil Drawer

Kneespace Computer Keyboard Drawer

Kneespace Panel Drawer with Shaped Front

Drawer Lock, Single (Top Drawer Only)

Hasp Lock (Top Drawer Only, Offset) (Field Installed)

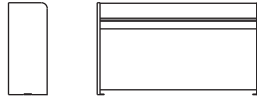
Tension Arm Lamp Bushing

Non-removable Glides (Per Drawer)

**Replaces Top Pedestal Drawer
(100 lb test full-extension slide)*

GC09DT24 Desktop Bookcase, 1-Shelf

10"d x 42"w x 23.75"h

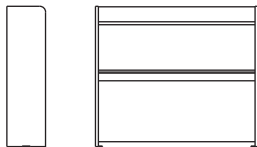


GC09DT24

Constructed of solid maple with maple veneer back, one shelf. Weight 32.

GC09DT36 Desktop Bookcase, 2-Shelf

10"d x 42"w x 36.25"h



GC09DT36

Details as above.
Weight 42.

OPTIONS:

TACKBDSI

TL20SS

TL20I

TL30I

Tackboard Back, Standard

Tasklight 20 Watt Solid State

Tasklight 20 Watt with Grounded Outlet

Tasklight 30 Watt with Grounded Outlet

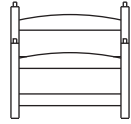
Model No.	Option	Carton	Clear	Natural Cherry	Medium Oak	Walnut	Boston Cherry
GC05		28	1088	1142	1142	1142	1142
KEYBDTRAY	39						
KNPDDRW	63						
KNCPUDRW	122						
KNPDSF	71						
1-LOCK03	35						
LOCKENTD	28						
BUSHING	34						
NONREMDRW	12						
GC09DT24		28	425	446	446	446	446
GC09DT36		28	635	667	667	667	667
TACKBDSI	51						
TL20SS	38						
TL20I	100						
TL30I	118						



G R A D U A T E

GC07TRK *Bunkable Bed:
Track Lock*

38"d x 85"w x 37.5":25.5"h


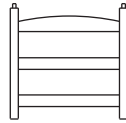


GC07TRK

Sinuous wire bedspring hooked to solid maple post-and-rail assemblies 37½" and 25½"h with integral post connectors. Spring Ht. variable in 3" increments from 5½" to 23½". No tools or hardware required. One 36" x 80" sleep surface. Weight 65.

GC07LLTRK *Low Loft/
Bunkable Bed:
Track Lock*

38"d x 85"w x 37.5":37.5"h

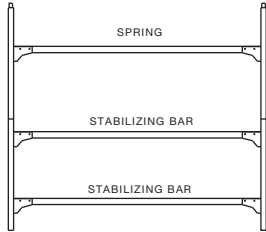
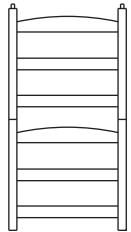


GC07LLTRK

Sinuous wire bedspring hooked to solid maple post-and-rail assemblies 37½"h with integral post connectors. Spring Ht. variable in 3" increments from 5½" to 35½". No tools or hardware required. One 36" x 80" sleep surface. Weight 75.

GC07LG22TRK *High Loft/
Bunkable Bed:
Track Lock*

38"d x 85"w x 37.5":37.5"h

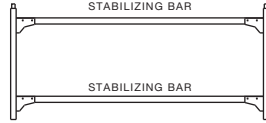
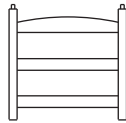


GC07LG22TRK

Details as above with two stabilizer bars. Spring Ht. 59½" lofted. One 36" x 80" sleep surface. Weight 100.

GC07LSTRK *Loft Support:
Track Lock*

38"d x 85"w x 37.5":37.5"h



GC07LSTRK

Two stabilizer bars hooked to solid maple post-and-rail assemblies 37½"h with integral post connectors. Converts GC07LLTRK to GC07LG22TRK. Weight 40.

**OPTIONS:
SB80TRK
SP3680PDTRK**

Stabilizer Bar–Track Lock Bed
Perforated Deck (substitute for standard bedspring)–Track Lock Bed

MATTRESSES/BOXSPRINGS
(SEE PAGE 139)


Model No.	Option	Carton	Clear	Natural Cherry	Medium Oak	Walnut	Boston Cherry
GC07TRK		30	722	744	744	744	744
GC07LLTRK		30	792	832	832	832	832
GC07LG22TRK		42	1401	1472	1472	1472	1472
GC07LSTRK		21	665	698	698	698	698
SB80TRK	36						
SP3680PDTRK	171						



L O W E L L

GL01 *Wardrobe w/2 Doors*

25"d x 37"w x 59"h

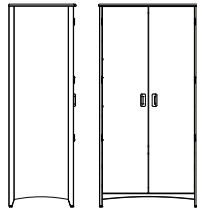


GL01

Constructed of solid oak with oak veneer side panels, two oak veneer hinged doors and hanger rod.
Weight 150.

GL01S *Wardrobe w/2 Doors & Shelf*

25"d x 37"w x 74.75"h

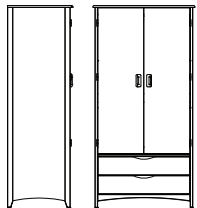


GL01S

Details for GL01 above, with shelf.
Weight 173.

GL02 *Wardrobe w/2 Doors & 2 Drawers*

25"d x 37"w x 74.75"h

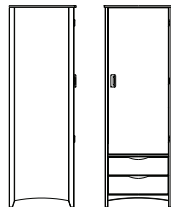


GL02

Details as for GL01 above, with two drawers. Drawers feature dovetail construction and steel suspension slides. Available with carved or metal drawer pulls.
Weight 195.

GL02/1D *Wardrobe w/1 Door & 2 Drawers*

25"d x 24.75"w x 74.75"h



GL02/1D

Details as for GL02 above, with one oak veneered hinged door.
Weight 147.

Model No.	Option	Carton	Natural	Stnd Stain
GL01		47	1071	1124
GL01S		47	1166	1225
GL02		60	1280	1344
GL02/1D		47	1107	1162



L O W E L L

**OPTIONS:
LOCKEH**

**LOCKENTD
LOCKDSB
3-LOCK03
1-LOCK03**

**MR1424
MR1448**

**MR1424ACRYLA
MR1448ACRYLA**

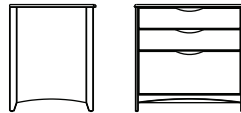
**RMOTB
RMOTBM
NONREMDRW
ROUNDED**

**METALBAR22
METALBAR34**

Hasp Lock w/Slide Bolts
(2-Door Wardrobe) (Field Installed)
Hasp Lock (Top Drawer Only) (Field Installed)
Cylinder Lock w/Slide Bolts (2-Door Wardrobe)
Door Lock, Single
Drawer Lock, Single (Top Drawer Only)
Frameless Mirror w/Safety Back (Field Installed):
14" x 24"
14" x 48"
Frameless Mirror, Acrylic (Field Installed):
14" x 24"
14" x 48"
Towel Bar (Field Installed):
Oak
Metal
Non-removable Glides (Per Drawer)
Rounded Corners (Per Case)
J-Bar Hanger Support (Metal):
24"w Wardrobe
36"w Wardrobe

GL03 *Chest, 3-Drawer*

25"d x 30.75"w x 29.5"h



**GL03
GL03W**

Constructed of solid oak with oak veneer side panels. Drawers feature dovetail construction and steel suspension slides. Available with carved or metal drawer pulls. Weight 95.

GL03W *Chest, 3-Drawer*

25"d x 36.75"w x 29.5"h

Details as above.
Weight 105.

GL03/2D *Chest, 2-Drawer Stackable*

25"d x 30.75"w x 20.75"h

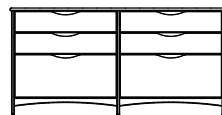


GL03/2D

Details as GL03 above with rubber feet for stacking. Weight 63.

GL03D2 *Chest, 6-Drawer*

19"d x 60"w x 29.5"h



GL03D2

Details as GL03 above.
Weight 155.

Model No.	Option	Carton	Natural	Stnd Stain
LOCKEH	89			
LOCKENTD	28			
LOCKDSB	90			
3-LOCK03	35			
1-LOCK03	35			
MR1424	32			
MR1448	42			
MR1424ACRYLA	71			
MR1448ACRYLA	141			
RMOTB	36			
RMOTBM	36			
NONREMDRW	12			
ROUNDED	23			
METALBAR22	65			
METALJBAR34	78			

GL03		28	644	676
------	--	----	-----	-----

GL03W		30	700	735
-------	--	----	-----	-----

GL03/2D		25	573	602
---------	--	----	-----	-----

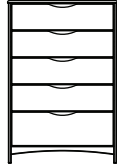
GL03D2		25	1044	1096
--------	--	----	------	------



L O W E L L

GL04 Chest, 5-Drawer

25"d x 24.75"w x 41.75"h



Constructed of solid oak with oak veneer side panels. Drawers feature dovetail construction and steel suspension slides. Available with carved or metal drawer pulls. Weight 125.

GL04W Chest, 5-Drawer

19"d x 30.75"w x 41.75"h

**GL04
GL04W
GL04WD**

Details as GL04 above.
Weight 125.

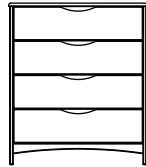
GL04WD Chest, 5-Drawer

25"d x 30.75"w x 41.75"h

Details as GL04 above.
Weight 129.

GL04/4D Chest, 4-Drawer

19"d x 30.75"w x 41.75"h



Details as GL04 above.
Weight 102.

GL04/4D

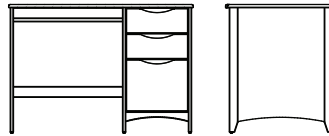
OPTIONS:

- 1-LOCK03**
- LOCKENTD**
- LAMTOP**
- BUSHING**
- NONREMDRW**
- ROUNDED**

- Drawer Lock, Single (Top Drawer Only)
- Hasp Lock (Top Drawer Only) (Field Installed)
- Plastic Laminate Top
- Tension Arm Lamp Bushing
- Non-removable Glides (Per Drawer)
- Rounded Corners (Per Case)

GL05 Desk w/3-Drawer Pedestal

25"d x 42.75"w x 29.5"h



Constructed of solid oak with oak veneer side panels. Drawers feature dovetail construction and steel suspension slides. Available with carved or metal drawer pulls. Weight 94.

**GL05
GL05W**

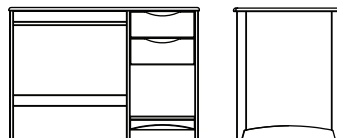
GL05W Desk w/3-Drawer Pedestal

25"d x 48.75"w x 29.5"h

Details as above.
Weight 112.

GL05/2DS Pedestal Desk w/2 Drawers, Shelf

25"d x 42.75"w x 29.5"h



Details as GL05 above.
Weight 90.

GL05/2DS

Model No.	Option	Carton	Natural	Stnd Stain
-----------	--------	--------	---------	------------

GL04		28	839	881
------	--	----	-----	-----

GL04W		33	806	846
-------	--	----	-----	-----

GL04WD		33	904	949
--------	--	----	-----	-----

GL04/4D		33	697	732
---------	--	----	-----	-----

1-LOCK03	35			
LOCKENTD	28			
LAMTOP	45			
BUSHING	34			
NONREMDRW	12			
ROUNDED	23			

GL05		28	740	776
------	--	----	-----	-----

GL05W		33	767	805
-------	--	----	-----	-----

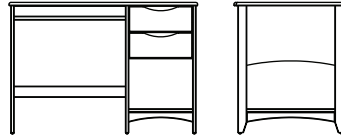
GL05/2DS		28	705	740
----------	--	----	-----	-----



L O W E L L

GL05/2DOS *Pedestal Desk
w/2 Drawers, Open Shelf*

25"d x 42.75"w x 29.5"h

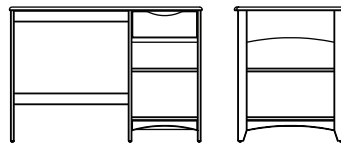


GL05/2DOS

Constructed of solid oak with oak veneer side panels. Drawers feature dovetail construction and steel suspension slides. Available with carved or metal drawer pulls. Weight 90.

GL05/D2OS *Pedestal Desk w/Drawer,
2 Open Shelves*

25"d x 42.75"w x 29.5"h

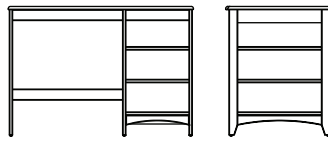


GL05/D2OS

Details as GL05 above. Weight 80.

GL05/OS *Pedestal Desk
w/ 3 Open Shelves*

25"d x 42.75"w x 29.5"h

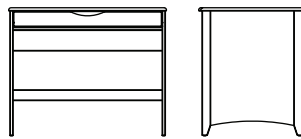


GL05/OS

Details as GL05 above. Weight 80.

GL05/NP36 *Writing Desk w/Pencil
Drawer*

25"d x 36.75"w x 29.5"h

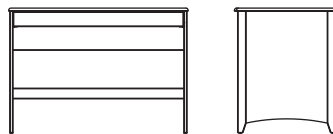


GL05/NP36

Constructed of solid oak with oak panels and back. Drawer feature dovetail construction and steel suspension slides. Available with kneespace keyboard drawer, carved or metal drawer pulls. Weight 58.

GL05/NP42 *Writing Desk
w/Modesty Panel*

25"d x 42.75"w x 29.5"h

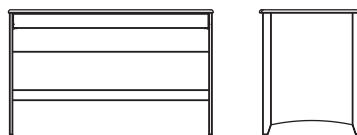


GL05/NP42

Constructed of solid oak with oak veneered back. Weight 64.

GL05/NP48 *Writing Desk
w/Modesty Panel*

25"d x 48.75"w x 29.5"h



GL05/NP48

Details as above for GL05/NP42. Weight 74.

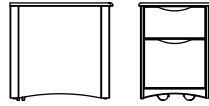
Model No.	Option	Carton	Natural	Stnd Stain
GL05/2DOS		28	696	731
GL05/D2OS		28	668	702
GL05/OS		28	633	665
GL05/NP36		28	458	481
GL05/NP42		28	467	491
GL05/NP48		28	478	502



L O W E L L

GL05/2DP *Mobile Pedestal
w/2 Drawers, Casters*

23"d x 16.75"w x 23.75"h

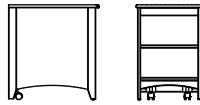


GL05/2DP

Constructed of solid oak with oak veneer side panels. Drawers feature dovetail construction and steel suspension slides. Available with carved or metal drawer pulls. Weight 58.

GL05/MPS *Mobile Pedestal
w/Adjustable Shelf,
Casters*

23"d x 16.75"w x 23.75"h



GL05/MPS

Details as above for GL05. Weight 50.

OPTIONS:

- KEYBDTRAY**
- KNPDDRW**
- KNCPUDRW**
- KNPDSF**
- 1-LOCK03**
- LOCKENTD**
- LAMTOP**

- Pedestal Keyboard Tray*
- Kneespace Pencil Drawer
- Kneespace Computer Keyboard Drawer
- Kneespace Pencil Drawer Shaped Front
- Drawer Lock, Single (Top Drawer Only)
- Hasp Lock (Top Drawer Only) (Field Installed)
- Plastic Laminate Top

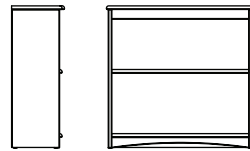
- BUSHING**
- NONREMDRW**
- ROUNDED**

- Tension Arm Lamp Bushing
- Non-removable Glides (Per Drawer)
- Rounded Corners (Per Case)

**Replaces Top Pedestal Drawer
(100 lb test full-extension slide)*

GL09 *Bookcase, 2 Openings*

11"d x 30.75"w x 29.5"h

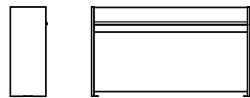


GL09

Constructed of solid oak with oak veneered side panels and back. Weight 25.

GL09DT24N *Desktop Bookcase,
1-Shelf*

10.5"d x 36"w x 23.75"h



GL09DT24N

Constructed of solid oak with oak veneered side panels and back. One shelf. Weight 19.

Model No.	Option	Carton	Natural	Stnd Stain
-----------	--------	--------	---------	------------

GL05/2DP		28	442	464
----------	--	----	-----	-----

GL05/MPS		28	403	423
----------	--	----	-----	-----

KEYBDTRAY	39
KNPDDRW	63
KNCPUDRW	122
KNPDSF	71
1-LOCK03	35
LOCKENTD	28
LAMTOP	
Desk	60
Moble Pedestal	37
BUSHING	34
NONREMDRW	12
ROUNDED	23

GL09		28	338	355
------	--	----	-----	-----

GL09DT24N		28	259	272
-----------	--	----	-----	-----



L

O

W

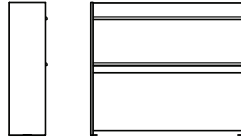
E

L

L

GL09DT36N *Desktop Bookcase, 2-Shelf*

10.5"d x 36"w x 36.25"h

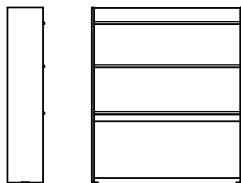


GL09DT36N

Details as above, two shelves.
Weight 29.

GL09DT49N *Desktop Bookcase, 3-Shelf*

10.5"d x 36"w x 48.75"h

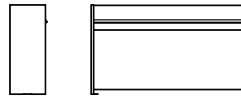


GL09DT49N

Details as above, three shelves.
Weight 31.

GL09DT24 *Desktop Bookcase, 1-Shelf*

10.5"d x 42"w x 23.75"h

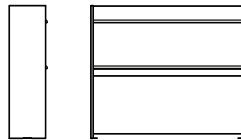


GL09DT24

Details as GL09DT24N above.
Weight 19.

GL09DT36 *Desktop Bookcase, 2-Shelf*

10.5"d x 42"w x 36.25"h

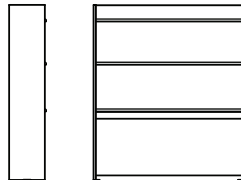


GL09DT36

Details as above, two shelves.
Weight 29.

GL09DT49 *Desktop Bookcase, 3-Shelf*

10.5"d x 42"w x 48.75"h



GL09DT49

Details as above, three shelves.
Weight 31.

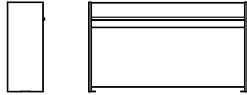
Model No.	Option	Carton	Natural	Stnd Stain
GL09DT36N		28	334	351
GL09DT49N		28	408	426
GL09DT24		28	275	289
GL09DT36		28	397	417
GL09DT49		28	436	457



L O W E L L

GL09DT24W *Desktop Bookcase, 1-Shelf*

10.5"d x 48"w x 23.75"h

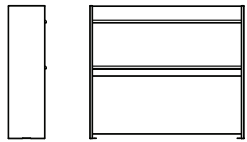


GL09DT24W

Details as GL09DT24 above.
Weight 19.

GL09DT36W *Desktop Bookcase, 2-Shelf*

10.5"d x 48"w x 36.25"h

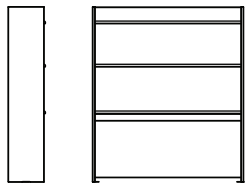


GL09DT36W

Details as above, two shelves.
Weight 29.

GL09DT49W *Desktop Bookcase, 3-Shelf*

10.5"d x 48"w x 48.75"h



GL09DT49W

Details as above, three shelves.
Weight 31.

OPTIONS:

- TACKBDSI**
- TACKBDNI**
- TACKBDWI**
- TL20SS**
- TL20I**
- TL30I**

- Tackboard Back, Standard
- Tackboard Back, Narrow
- Tackboard Back, Wide
- Tasklight 20 Watt Solid State
- Tasklight 20 Watt with Grounded Outlet
- Tasklight 30 Watt with Grounded Outlet

Model No.	Option	Carton	Natural	Stnd Stain
-----------	--------	--------	---------	------------

GL09DT24W		28	289	303
-----------	--	----	-----	-----

GL09DT36W		28	406	426
-----------	--	----	-----	-----

GL09DT49W		28	531	358
-----------	--	----	-----	-----

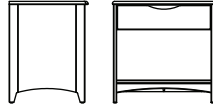
TACKBDSI	51
TACKBDNI	48
TACKBDWI	54
TL20SS	38
TL20I	100
TL30I	118



L O W E L L

GL10 *Nightstand, 1-Drawer*

19"d x 24.75"w x 24"h

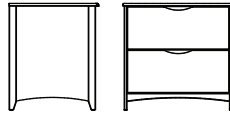


GL10

Constructed of solid oak with oak veneer side panels, Drawers feature dovetail construction and steel suspension slides. Available with carved or metal drawer pulls. Weight 42.

GL102 *Nightstand, 2-Drawer*

19"d x 24.75"w x 24"h

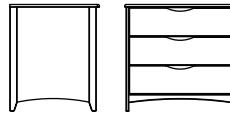


GL102

Details as above with two drawers. Weight 45.

GL103 *Nightstand, 3-Drawer*

19"d x 24.75"w x 24"h



GL103

Details as above with three drawers. Weight 48.

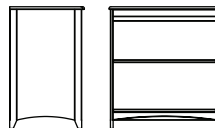
OPTIONS:

1-LOCK03
LOCKENTD
NONREMDRW
ROUNDED
LAMTOP

Drawer Lock, Single (Top Drawer Only)
Hasp Lock (Top Drawer Only) (Field Installed)
Non-removable Glides (Per Drawer)
Rounded Edges (Per Case)
Plastic Laminate Top

GL10TV *Stand, 1-Shelf, Casters*

21"d x 30.75"w x 29.5"h

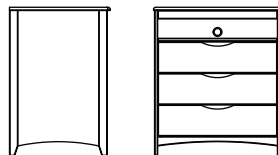


GL10TV

Constructed of solid oak with oak veneer side panels, casters. Weight 70.

GL03TV *Chest, 3-Drawer w/ Open Shelf*

25"d x 36.75"w x 36"h



GL03TV

Constructed of solid oak with oak veneer side panels. Weight 130.

OPTION:
LAMTOP

Plastic Laminate Top

Model No.	Option	Carton	Natural	Stnd Stain
-----------	--------	--------	---------	------------

GL10		27	387	407
------	--	----	-----	-----

GL102		27	431	453
-------	--	----	-----	-----

GL103		27	462	485
-------	--	----	-----	-----

1-LOCK03	35
LOCKENTD	28
NONREMDRW	12
ROUNDED	23
LAMTOP	36

GL10TV		28	445	468
--------	--	----	-----	-----

GL03TV		28	733	770
--------	--	----	-----	-----

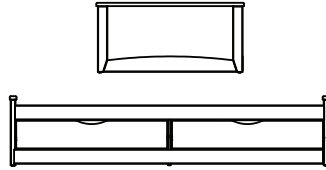
LAMTOP	54
--------	----



L O W E L L

GL08 Platform Bed, 2 Drawers

37"d x 84"w x 17.25"h

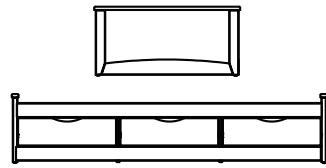


GL08

Constructed of solid planked oak with particleboard deck. Drawers feature dovetail construction and steel suspension slides. Available with carved or metal drawer pulls. Deck Ht. 12". One 36" x 80" sleep surface. Weight 145.

GL08/3D Platform Bed, 3 Drawers

37"d x 84"w x 17.25"h

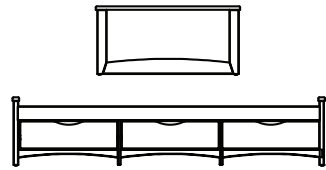


GL08/3D

Details as above with three drawers. Weight 175.

GL08/3DS Platform Bed, 3 Drawers, Shaped Front

37"d x 84"w x 17.25"h

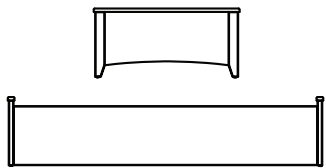


GL08/3DS

Details as above with three drawers. Weight 175.

GL08ND Platform Bed, w/out Drawers

37"d x 84"w x 17.25"h



GL08ND

Details as above without drawers. Weight 116.

OPTIONS:
NONREMDRW
RADCORN
RSTNTRL

Non-removable Glides (Per Drawer)
Radiused Corners (Per Platform Bed)
Restraint Rails (Per Platform Bed)

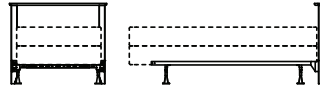
Model No.	Option	Carton	Natural	Stnd Stain
GL08		47	838	880
GL08/3D		47	921	967
GL08/3DS		47	939	985
GL08ND		47	655	688
NONREMDRW		12		
RADCORN		45		
RSTNTRL		300		



L O W E L L

GLB39 *Twin Bed Frame w/Headboard*

40.25"d x 78"w x 36"h

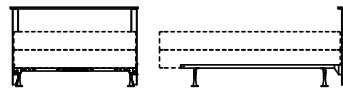


GLB39

Constructed of solid oak posts with oak veneered panel end, fastens to bed frame for boxspring and mattress. Requires 38" x 75" mattress and boxspring. Weight 50.

GLB54 *Double Bed Frame w/Headboard*

56.25"d x 78"w x 36"h

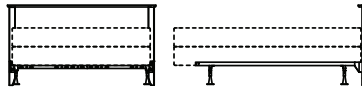


GLB54

Details as above. Requires 54" x 75" mattress and boxspring. Weight 65.

GLB60 *Queen Bed Frame w/Headboard*

62.25"d x 83"w x 36"h

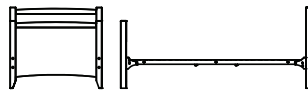


GLB60

Details as above. Requires 60" x 80" mattress and boxspring. Weight 80.

GL18 *Bed w/Post and Panel Ends*

36"d x 83.5"w x 36:26"h

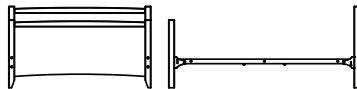


GL18

Solid oak posts with oak veneered panel end assembly bolted to sinuous wire bedspring. Spring Ht. 12". One 36"x 80" sleep surface. Weight 76.

GL18/54 *Double Bed w/Post and Panel Ends*

54"d x 78.5"w x 36:26"h

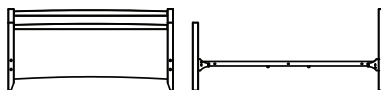


GL18/54

Details as above. Requires 54" x 75" mattress. Weight 81.

GL18/60 *Queen Bed w/Post and Panel Ends*

60"d x 83.5"w x 36:26"h



GL18/60

Details as above. Requires 60" x 80" mattress. Weight 86.

MATTRESSES/BOXSPRINGS

(SEE PAGE 175)

Model No.	Option	Carton	Natural	Stnd Stain
GLB39		28	349	366
GLB54		32	406	425
GLB60		37	432	454
GL18		28	643	675
GL18/54		32	845	887
GL18/60		37	886	930



L

O

W

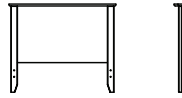
E

L

L

GLB39HB *Headboard*

2.25"d x 40.25"w x 36"h

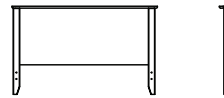


GL39HB

Solid oak posts with oak veneered panel.
Weight 35.

GLB54HB *Headboard*

2.25"d x 55.25"w x 36"h



GL54HB

Solid oak posts with oak veneered panel.
Weight 40.

GLB60HB *Headboard*

2.25"d x 61.25"w x 36"h

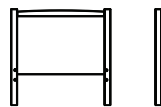


GL60HB

Solid oak posts with oak veneered panel.
Weight 45.

GL18HB *Headboard*

1.75"d x 36"w x 36"h



GL18HB

Solid oak posts with oak veneered panel.
Weight 35.

GL18/54HB *Headboard*

1.75"d x 54"w x 36"h




GL18/54HB

Solid oak posts with oak veneered panel.
Weight 40.

GL18/60HB *Headboard*

1.75"d x 60"w x 36"h



GL18/60HB

Solid oak posts with oak veneered panel.
Weight 45.

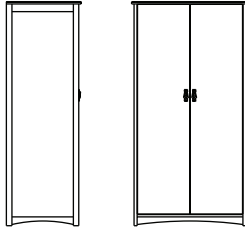
Model No.	Option	Carton	Natural	Stnd Stain
GLB39HB		21	194	204
GLB54HB		21	247	259
GLB60HB		21	273	287
GL18HB		21	190	201
GL18/54HB		21	247	259
GL18/60HB		21	273	287



M I S S I O N

MC01S *Wardrobe w/2 Doors, Shelf*

24.25"d x 37.75"w x 75"h



MC01S

Constructed of solid oak with oak veneer side panels, two oak veneer hinged paneled doors and hanger rod. Oak veneer back is routed into adjacent surfaces.
Weight 217.

OPTIONS: **LOCKEH**

3-LOCK03 **LOCKDSB**

MR1424 **MR1448**

MR1424ACRYLA **MR1448ACRYLA**

RMOTB **RMOTBM**

METALBAR34

Hasp Lock w/Slide Bolts
(2-Door Wardrobe) (Field Installed)
Door Lock, Single
Cylinder Lock w/Slide Bolts (2-Door Wardrobe)

Frameless Mirror w/Safety Back (Field Installed):
14" x 24"
14" x 48"

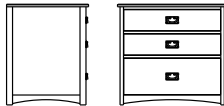
Frameless Mirror, Acrylic (Field Installed):
14" x 24"
14" x 48"

Towel Bar (Field Installed):
Oak
Metal

J-Bar Hanger Support (Metal):
36"w Wardrobe

MC03 *Chest, 3-Drawer*

24.25"d x 32"w x 29.5"h




MC03

Constructed of solid oak with oak veneer side panels and back. Drawers with solid oak fronts, epoxy coated steel suspension slides and loose bail pulls.
Weight 120.

MC04WD *Chest, 5-Drawer*

24.25"d x 32"w x 43.75"h



MC04WD

Details as above.
Weight 160.

OPTIONS:

1-LOCK03 **LOCKENTD**

BUSHING **NONREMDRW**

Drawer Lock, Single (Top Drawer Only)
Hasp Lock (Top Drawer Only) (Field Installed)
Tension Arm Lamp Bushing
Non-removable Glides (Per Drawer)

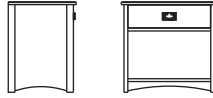
Model No.	Option	Carton	Mission Oak	Natural	Walnut	Boston Cherry	Natural Cherry
MC01S		47	1127	1074	1127	1127	1127
LOCKEH	89						
3-LOCK03	35						
LOCKDSB	90						
MR1424	34						
MR1448	42						
MR1424ACRYLA	71						
MR1448ACRYLA	141						
RMOTB	36						
RMOTBM	36						
METALBAR34	78						
MC03		28	882	901	882	882	882
MC04WD		33	1124	1146	1124	1124	1124
1-LOCK03	35						
LOCKENTD	28						
BUSHING	54						
NONREMDRW	12						



M I S S I O N

MC10 Nightstand, 1-Drawer

18.25"d x 26"w x 24"h

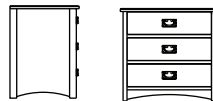


MC10

Constructed of solid oak with oak veneer side panels and back. Drawers with solid oak fronts, epoxy coated steel suspension slides and loose bail pulls.
Weight 47.

MC103 Nightstand, 3-Drawer

18.25"d x 26"w x 24"h



MC103

Details as above.
Weight 57.

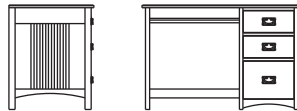
OPTIONS:

- 1-LOCK03**
- LOCKENTD**
- BUSHING**
- NONREMDRW**

- Drawer Lock, Single (Top Drawer Only)
- Hasp Lock (Top Drawer Only) (Field Installed)
- Tension Arm Lamp Bushing
- Non-removable Glides (Per Drawer)

MC05 Desk, w/ 3-Drawer Pedestal

24.25"d x 44.5"w x 29.5"h



MC05

Constructed of solid oak with oak veneer side panels and back. Drawers with solid oak fronts, epoxy coated steel suspension slides and loose bail pulls. Kneespace clearance 26.25"h.
Weight 104.

OPTIONS:

- KEYBDTRAY**
- KNPDDRW**
- KNCPUDRW**
- KNPDSF**
- 1-LOCK03**
- LOCKENTD**
- BUSHING**
- NONREMDRW**

- Pedestal Keyboard Tray*
- Kneespace Pencil Drawer
- Kneespace Computer Keyboard Drawer
- Kneespace Panel Drawer with Shaped Front
- Drawer Lock, Single (Top Drawer Only)
- Hasp Lock (Top Drawer Only) (Field Installed)
- Tension Arm Lamp Bushing
- Non-removable Glides (Per Drawer)

**Replaces Top Pedestal Drawer
(100 lb test full-extension slide)*

Model No.	Option	Carton	Mission Oak	Natural	Walnut	Boston Cherry	Natural Cherry
-----------	--------	--------	-------------	---------	--------	---------------	----------------

MC10		28	528	517	528	528	528
-------------	--	----	------------	-----	-----	-----	-----

MC103		28	646	634	646	646	646
--------------	--	----	------------	-----	-----	-----	-----

1-LOCK03	35
LOCKENTD	28
BUSHING	34
NONREMDRW	12

MC05		28	999	980	999	999	999
-------------	--	----	------------	-----	-----	-----	-----

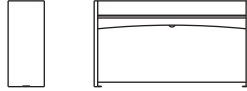
KEYBDTRAY	39
KNPDDRW	63
KNCPUDRW	122
KNPSF	71
1-LOCK03	35
LOCKENTD	28
BUSHING	34
NONREMDRW	12



M I S S I O N

MC09DT24 *Desktop Bookcase,
1-Shelf*

10"d x 42"w x 23¾"h

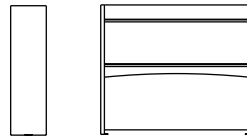


MC09DT24

Constructed of solid oak with oak veneer back,
one shelf.
Weight 38.

MC09DT36 *Desktop Bookcase,
2-Shelf*

10"d x 42"w x 36¼"h



MC09DT36

Details as above.
Weight 95.

**OPTIONS:
TACKBDSI
TL20SS
TL20I
TL30I**

Tackboard Back, Standard
Tasklight 20 Watt Solid State
Tasklight 20 Watt with Grounded Outlet
Tasklight 30 Watt with Grounded Outlet

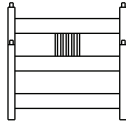
Model No.	Option	Carton	Mission Oak	Natural	Walnut	Boston Cherry	Natural Cherry
MC09DT24		28	404	396	404	404	404
MC09DT36		28	576	566	576	576	576
TACKBDSI	51						
TL20SS	38						
TL20I	100						
TL30I	118						



M I S S I O N

MC07TRK *Bunkable Bed:
Track Lock*

37.75"d x 85"w x 37.5":25.5"h

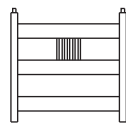


MC07TRK

Sinus wire bedspring hooked to solid oak post-and-rail assemblies 37½" and 25½" with integral post connectors. Spring Ht. variable in 3" increments from 5½" to 23½". No tools or hardware required. One 36" x 80" sleep surface. Weight 65.

MC07LLTRK *Low Loft/
Bunkable Bed:
Track Lock*

37.75"d x 85"w x 37.5":37.5"h

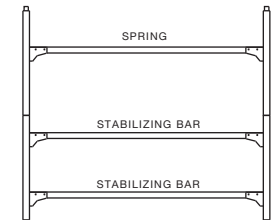
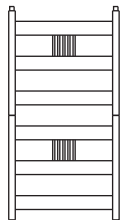


MC07LLTRK

Sinus wire bedspring hooked to solid oak post-and-rail assemblies 37½" with integral post connectors. Spring Ht. variable in 3" increments from 5½" to 35½". No tools or hardware required. One 36" x 80" sleep surface. Weight 75.

MC07LG22TRK *High Loft/
Bunkable Bed:
Track Lock*

37.75"d x 85"w x 37.5":37.5"h



MC07LG22TRK

Details as above with two stabilizer bars. Spring Ht. 60.5" lofted. One 36" x 80" sleep surface. Weight 100.

MC07LSTRK *Loft Support:
Track Lock*

37.75"d x 85"w x 37.5":37.5"h



MC07LSTRK

Two stabilizer bars hooked to solid oak post-and-rail assemblies 37½" with integral post connectors. Converts MC07LLTRK to MC07LG22TRK. Weight 40.

**OPTIONS:
SB80TRK
SP3680PDTRK**

Stabilizer Bar–Track Lock Bed
Perforated Deck (substitute for standard bedspring)–
Track Lock Bed

MATTRESSES/BOXSPRINGS
(SEE PAGE 175)

Model No.	Option	Carton	Mission Oak	Natural	Walnut	Boston Cherry	Natural Cherry
MC07TRK		28	671	659	671	671	671
MC07LLTRK		28	733	722	733	733	733
MC07LG22TRK		42	1454	1431	1454	1454	1454
MC07LSTRK		21	579	569	579	579	579
SB80TRK		36					
SP3680PDTRK		171					



HEALTH BEDS & ACCESSORIES

HEALTHBEDS:

HBC4GE 4-Motor

84½"d x 35"w x 30":7⅞"h

Electric, 4-DC motor bed with head, foot and hi-low function, hand pendant control, grid deck.
80" x 35" sleep surface.
Ships cartoned.
Weight 260.

HBC4GEY 4-Motor

80½"d x 35"w x 30":7⅞"h

Electric, 4-DC motor bed with head, foot and hi-low function, hand pendant control, grid deck.
74" x 35" sleep surface.
Ships cartoned.
Weight 240.

HBC4GMB 4-Motor

84½"d x 35"w x 30":7⅞"h

Electric, 4-DC motor bed with head, foot and hi-low function, hand pendant control, grid deck. Total head mobility. 80" x 35" sleep surface.
Ships cartoned.
Weight 260.

HBC4GMYB 4-Motor

80½"d x 35"w x 30":7⅞"h

Electric, 4-DC motor bed with head, foot and hi-low function, hand pendant control, grid deck. Total head mobility. 74" x 35" sleep surface.
Ships cartoned.
Weight 260.

NOTE: Prices do not include head and footboards.

SIDE RAILS - NON STORING EPOXY COATED:

HBRCD301 - 1/2 Length Side Rail, Pair

Deck mount.

HBRCD501 - 3/4 Length Side Rail, Pair

Collapsible, frame mount.

HBRCD930 - 3-Position Assist Rail, Pair

Pivot assist rail, frame mount.

OPTIONS:

HBC6586 - Bed Extender

6" head and foot end with board extender

HBC6564 - Extender Pad

Bed extender pad

HBC6598L - 24 V Battery

Battery backup, charger and brackets

Model No.	Carton	List Price
-----------	--------	------------

HBC4GE	63	3941
---------------	----	------

HBC4GEY	63	3941
----------------	----	------

HBC4GMB	63	4197
----------------	----	------

HBC4GMYB	63	4197
-----------------	----	------

HBRC301		550
----------------	--	-----

HBRC501		897
----------------	--	-----

HBRC930		387
----------------	--	-----

HBC6586		380
----------------	--	-----

HBC6564		237
----------------	--	-----

HBC6598L		741
-----------------	--	-----

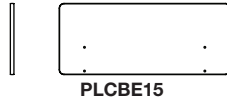


HEALTH BEDS & ACCESSORIES

BED ENDS:

HFBLM Headboard/Footboard

¾"d x 36"w x 15"h



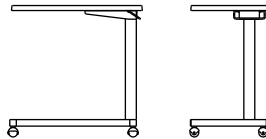
Laminate panel headboard and footboard wood grain with vinyl edge.
Weight 30.

A full line of accessories are available.

OVERBED TABLES:

OB133B Overbed Table

16"d x 32"w x 30½":45½"h



OB133B & OB133VB

Wood grain, HPL top, no vanity.
Weight 40.

OB133VB Overbed Table

16"d x 32"w x 30½":45½"h

Details as above with vanity and mirror.
Weight 40.

NOTE: Overbed Tables ship cartoned. Assembly required.

Model No.	Carton	List Price	Natural	Boston Cherry	Woodrose	Natural Maple	Natural Cherry
-----------	--------	------------	---------	---------------	----------	---------------	----------------

HFBLM	21	257					
--------------	----	-----	--	--	--	--	--

OB133B		780					
---------------	--	-----	--	--	--	--	--

OB133VB		980					
----------------	--	-----	--	--	--	--	--

HEALTHBEDS & ACCESSORIES



MATTRESSES & BOXSPRINGS

Note: Complies with Federal Regulation 16 CFR 1633

	Option	List Price
BSF3675P <i>Boxspring</i> 75"d x 36"w	Boxspring with polyester cover. Weight 45.	249
BSF3675BS <i>Boxspring</i> 75"d x 36"w	Boxspring with anti-bacterial nylon cover. Weight 45.	298
BSF3675S <i>Boxspring</i> 75"d x 36"w	Boxspring with anti-bacterial, anti-static Soflux cover. Weight 45.	326
BSF3675V <i>Boxspring</i> 75"d x 36"w	Boxspring with water-resistant vinyl cover. Weight 45.	281
BSF3675QT <i>Boxspring</i> 75"d x 36"w	Boxspring with quilted damask cover. Weight 45.	326
BSF3675ECO <i>Boxspring</i> 75"d x 36"w	Boxspring with bamboo based rayon & polyester cover. Weight 45.	286
BSF3680P <i>Boxspring</i> 80"d x 36"w	Boxspring with polyester cover. Weight 50.	273
BSF3680BS <i>Boxspring</i> 80"d x 36"w	Boxspring with anti-bacterial nylon cover. Weight 50.	326
BSF3680S <i>Boxspring</i> 80"d x 36"w	Boxspring with anti-bacterial, anti-static Soflux cover. Weight 50.	350
BSF3680V <i>Boxspring</i> 80"d x 36"w	Boxspring with water-resistant vinyl cover. Weight 50.	309

MATTRESSES & BOXSPRINGS



MATTRESSES & BOXSPRINGS

	Option	List Price
BSF3680QT <i>Boxspring</i> 80"d x 36"w	Boxspring with quilted damask cover. Weight 50.	350
BSF3680ECO <i>Boxspring</i> 80"d x 36"w	Boxspring with bamboo based rayon & polyester cover. Weight 50.	313
BSF3875P <i>Boxspring</i> 75"d x 38"w	Boxspring with polyester cover. Weight 45.	249
BSF3875BS <i>Boxspring</i> 75"d x 38"w	Boxspring with anti-bacterial nylon cover. Weight 45.	313
BSF3875S <i>Boxspring</i> 75"d x 38"w	Boxspring with anti-bacterial, anti-static Soflux cover. Weight 45.	333
BSF3875V <i>Boxspring</i> 75"d x 38"w	Boxspring with water-resistant vinyl cover. Weight 45.	298
BSF3875QT <i>Boxspring</i> 75"d x 38"w	Boxspring with quilted damask cover. Weight 45.	333
BSF3875ECO <i>Boxspring</i> 75"d x 38"w	Boxspring with bamboo based rayon & polyester cover. Weight 45.	306
BSF3880P <i>Boxspring</i> 80"d x 38"w	Boxspring with polyester cover. Weight 50.	269
BSF3880BS <i>Boxspring</i> 80"d x 38"w	Boxspring with anti-bacterial nylon cover. Weight 50.	330

		Option	List Price
BSF3880S <i>Boxspring</i> 80"d x 38"w	Boxspring with anti-bacterial, anti-static Soflux cover. Weight 50.		350
BSF3880V <i>Boxspring</i> 80"d x 38"w	Boxspring with water-resistant vinyl cover. Weight 50.		313
BSF3880QT <i>Boxspring</i> 80"d x 38"w	Boxspring with quilted damask cover. Weight 50.		357
BSF3880ECO <i>Boxspring</i> 80"d x 38"w	Boxspring with bamboo based rayon & polyester cover. Weight 50.		317
BSF5475P <i>Boxspring</i> 75"d x 54"w	Boxspring with polyester cover. Weight 60.		330
BSF5475BS <i>Boxspring</i> 75"d x 54"w	Boxspring with anti-bacterial nylon cover. Weight 60.		401
BSF5475S <i>Boxspring</i> 75"d x 54"w	Boxspring with anti-bacterial, anti-static Soflux cover. Weight 60.		425
BSF5475V <i>Boxspring</i> 75"d x 54"w	Boxspring with water-resistant vinyl cover. Weight 60.		386
BSF5475QT <i>Boxspring</i> 75"d x 54"w	Boxspring with quilted damask cover. Weight 60.		435
BSF5475ECO <i>Boxspring</i> 75"d x 54"w	Boxspring with bamboo based rayon & polyester cover. Weight 60.		370



MATTRESSES & BOXSPRINGS

	Option	List Price
BSF5480P <i>Boxspring</i> 80"d x 54"w	Boxspring with polyester cover. Weight 70.	342
BSF5480BS <i>Boxspring</i> 80"d x 54"w	Boxspring with anti-bacterial nylon cover. Weight 70.	418
BSF5480S <i>Boxspring</i> 80"d x 54"w	Boxspring with anti-bacterial, anti-static Soflux cover. Weight 70.	442
BSF5480V <i>Boxspring</i> 80"d x 54"w	Boxspring with water-resistant vinyl cover. Weight 70.	401
BSF5480QT <i>Boxspring</i> 80"d x 54"w	Boxspring with quilted damask cover. Weight 70.	449
BSF5480ECO <i>Boxspring</i> 80"d x 54"w	Boxspring with bamboo based rayon & polyester cover. Weight 70.	404
BSF6080P <i>Boxspring</i> 80"d x 60"w	Boxspring with polyester cover. Weight 80.	418
BSF6080BS <i>Boxspring</i> 80"d x 60"w	Boxspring with anti-bacterial nylon cover. Weight 80.	458
BSF6080S <i>Boxspring</i> 80"d x 60"w	Boxspring with anti-bacterial, anti-static Soflux cover. Weight 80.	482
BSF6080V <i>Boxspring</i> 80"d x 60"w	Boxspring with water-resistant vinyl cover. Weight 80.	442
BSF6080QT <i>Boxspring</i> 80"d x 60"w	Boxspring with quilted damask cover. Weight 80.	502

	Option	List Price
MTF3675P <i>Mattress</i> 75"d x 36"w	Mattress, innerspring with polyester cover. Weight 45.	289
MTF3675BS <i>Mattress</i> 75"d x 36"w	Mattress, innerspring with anti-bacterial nylon cover. Weight 45.	337
MTF3675S <i>Mattress</i> 75"d x 36"w	Mattress, innerspring with anti-bacterial, anti-static Soflux cover. Weight 45.	366
MTF3675V <i>Mattress</i> 75"d x 36"w	Mattress, innerspring with water-resistant vinyl cover. Weight 45.	321
MTF3675QT <i>Mattress</i> 75"d x 36"w	Mattress, innerspring with quilted damask cover. Weight 45.	365
MTF3675GBS <i>Mattress</i> 75"d x 36"w	Gatch mattress with anti-bacterial nylon cover. Weight 45.	425
MTF3675GS <i>Mattress</i> 75"d x 36"w	Gatch mattress with anti-bacterial, anti-static Soflux cover. Weight 45.	442
MTF3675ECO <i>Mattress</i> 75"d x 36"w	Mattress, innerspring, with bamboo based rayon & polyester blend cover. Weight 45.	326
MTF3680P <i>Mattress</i> 80"d x 36"w	Mattress, innerspring with polyester cover. Weight 50.	313
MTF3680BS <i>Mattress</i> 80"d x 36"w	Mattress, innerspring with anti-bacterial nylon cover. Weight 50.	366



MATTRESSES & BOXSPRINGS

	Option	List Price
MTF3680S <i>Mattress</i> 80"d x 36"w	Mattress, innerspring with anti-bacterial, anti-static Soflux cover. Weight 50.	390
MTF3680V <i>Mattress</i> 80"d x 36"w	Mattress, innerspring with water-resistant vinyl cover. Weight 50.	350
MTF3680QT <i>Mattress</i> 80"d x 36"w	Mattress, innerspring with quilted damask cover. Weight 50.	390
MTF3680GBS <i>Mattress</i> 80"d x 36"w	Gatch mattress with anti-bacterial nylon cover. Weight 50.	422
MTF3680GS <i>Mattress</i> 80"d x 36"w	Gatch mattress with anti-bacterial, anti-static Soflux cover. Weight 50.	465
MTF3680ECO <i>Mattress</i> 80"d x 36"w	Mattress, innerspring, with bamboo based rayon & polyester blend cover. Weight 50.	354
MTF3875P <i>Mattress</i> 75"d x 38"w	Mattress, innerspring with polyester cover. Weight 65.	329
MTF3875BS <i>Mattress</i> 75"d x 38"w	Mattress, innerspring with anti-bacterial nylon cover. Weight 65.	402
MTF3875S <i>Mattress</i> 75"d x 38"w	Mattress, innerspring, with Soflux cover. Weight 65.	405

	Option	List Price
MTF3875V <i>Mattress</i> 75"d x 38"w	Mattress, innerspring with water-resistant vinyl cover. Weight 65.	337
MTF3875QT <i>Mattress</i> 75"d x 38"w	Mattress, innerspring with quilted damask cover. Weight 65.	374
MTF3875ECO <i>Mattress</i> 75"d x 38"w	Mattress, innerspring, with bamboo based rayon & polyester blend cover. Weight 65.	345
MTF3880P <i>Mattress</i> 80"d x 38"w	Mattress, innerspring with polyester cover. Weight 70.	352
MTF3880BS <i>Mattress</i> 80"d x 38"w	Mattress, innerspring with anti-bacterial nylon cover. Weight 70.	370
MTF3880S <i>Mattress</i> 80"d x 38"w	Mattress, innerspring with anti-bacterial, anti-static Soflux cover. Weight 70.	390
MTF3880V <i>Mattress</i> 80"d x 38"w	Mattress, innerspring with water-resistant vinyl cover. Weight 70.	354
MTF3880QT <i>Mattress</i> 80"d x 38"w	Mattress, innerspring with quilted damask cover. Weight 70.	398
MTF3880ECO <i>Mattress</i> 80"d x 38"w	Mattress, innerspring, with bamboo based rayon & polyester blend cover. Weight 70.	357
MTF5475P <i>Mattress</i> 75"d x 54"w	Mattress, innerspring with polyester cover. Weight 75.	420



MATTRESSES & BOXSPRINGS

		Option	List Price
MTF5475BS <i>Mattress</i> 75"d x 54"w	Mattress, innerspring with anti-bacterial nylon cover. Weight 75.		442
MTF5475S <i>Mattress</i> 75"d x 54"w	Mattress, innerspring with anti-bacterial, anti-static Soflux cover. Weight 75.		466
MTF5475V <i>Mattress</i> 75"d x 54"w	Mattress, innerspring with water-resistant vinyl cover. Weight 75.		425
MTF5475QT <i>Mattress</i> 75"d x 54"w	Mattress, innerspring with quilted damask cover. Weight 75.		474
MTF5475ECO <i>Mattress</i> 75"d x 54"w	Mattress, innerspring, with bamboo based rayon & polyester blend cover. Weight 75.		411
MTF5480P <i>Mattress</i> 80"d x 54"w	Mattress, innerspring with polyester cover. Weight 75.		435
MTF5480BS <i>Mattress</i> 80"d x 54"w	Mattress, innerspring with anti-bacterial nylon cover. Weight 75.		458
MTF5480S <i>Mattress</i> 80"d x 54"w	Mattress, innerspring, anti-bacterial, anti-static Soflux cover. Weight 75.		482
MTF5480V <i>Mattress</i> 80"d x 54"w	Mattress, innerspring with water-resistant vinyl cover. Weight 75.		442
MTF5480QT <i>Mattress</i> 80"d x 54"w	Mattress, innerspring with quilted damask cover. Weight 75.		489

	Option	List Price
MTF5480ECO <i>Mattress</i> 80"d x 54"w	Mattress, innerspring with bamboo based rayon & polyester blend cover. Weight 75.	425
MTF6080P <i>Mattress</i> 80"d x 60"w	Mattress, innerspring with polyester cover. Weight 75.	521
MTF6080BS <i>Mattress</i> 80"d x 60"w	Mattress, innerspring with anti-bacterial nylon cover. Weight 75.	499
MTF6080S <i>Mattress</i> 80"d x 60"w	Mattress, innerspring, anti-bacterial, anti-static Soflux cover. Weight 75.	523
MTF6080V <i>Mattress</i> 80"d x 60"w	Mattress, innerspring with water-resistant vinyl cover. Weight 75.	482
MTF6080QT <i>Mattress</i> 80"d x 60"w	Mattress, innerspring with quilted damask cover. Weight 70.	543
MTF6080ECO <i>Mattress</i> 80"d x 60"w	Mattress, innerspring, with bamboo based rayon & polyester blend cover. Weight 75.	475



MATTRESSES & BOXSPRINGS

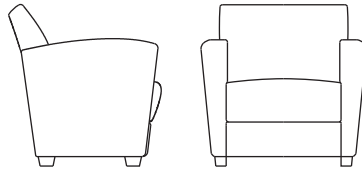
	Option	List Price
MTF3675F <i>Mattress</i> 75"l x 36"w	Foam mattress with welded seams, nylon cover. Weight 00.	797
MTF3675FS <i>Mattress</i> 75"l x 36"w	Foam mattress with 3 welded seams, 1 French seam, Soflux cover. Weight 00.	817
MTF3680F <i>Mattress</i> 80"l x 36"w	Foam mattress with welded seams, nylon cover. Weight 00.	805
MTF3680FS <i>Mattress</i> 80"l x 36"w	Foam mattress with 3 welded seams, 1 French seam, Soflux cover. Weight 00.	835
MTF3875F <i>Mattress</i> 75"l x 38"w	Foam mattress with welded seams, nylon cover. Weight 00.	799
MTF3875FS <i>Mattress</i> 75"l x 38"w	Foam mattress with 3 welded seams, 1 French seam, Solux cover. Weight 00.	829
MTF3880F <i>Mattress</i> 80"l x 38"w	Foam mattress with welded seams, nylon cover. Weight 00.	808
MTF3880FS <i>Mattress</i> 80"l x 38"w	Foam mattress with 3 welded seams, 1 French seam, Solux cover. Weight 00.	838
MTF5475ISBS <i>Mattress</i> 75"l x 54"w	Foam mattress with 3 inseam sides, 1 zippered end. Weight 00.	1006
MTF6080ISBS <i>Mattress</i> 80"l x 60"w	Foam mattress with 3 inseam sides, 1 zippered end. Weight 00.	1094



B R I S T O L

SF5101 Bristol Chair

30.5"d x 33"w x 32.5"h
Seat Ht. 17.5" Arm Ht. 25.5"



SF5101

Fully upholstered with solid hardwood and hardwood ply interior frames. Seat cushions are made of flame retardant, high-resiliency foam over arched tempered sinuous springs. Arms/side, seat/back are detachable. Weight 75. Yardage 5.5.

MOISBAR Moisture Barrier

Provided for seats, backs and arms of units.

CAL133 California 133

For any fabric selected with California 133.

SF5101T Bristol Chair w/Tablet Arm

30.5"d x 33"w x 32.5"h
Seat Ht. 17.5" Arm Ht. 25.5"

Details as above with fixed tablet arm.
Specify left or right facing.
Weight 75. Yardage 5.5.

MOISBAR Moisture Barrier

Provided for seats, backs and arms of units.

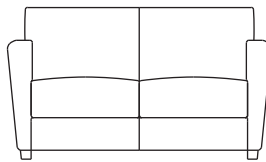
CAL133 California 133

For any fabric selected with California 133.

NOTE: Standard laminate color is black..

SF5102 Bristol Two-Seat Sofa

30.5"d x 56.5"w x 32.5"h
Seat Ht. 17.5" Arm Ht. 25.5"



SF5102

Two-seat sofa, details as above.
Weight 100. Yardage 7.5.

MOISBAR Moisture Barrier

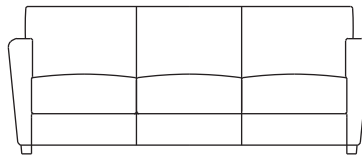
Provided for seats, backs and arms of units.

CAL133 California 133

For any fabric selected with California 133.

SF5103 Bristol Three-Seat Sofa

30.5"d x 79.5"w x 32.5"h
Seat Ht. 17.5" Arm Ht. 25.5"



SF5103

Three-seat sofa, details as above.
Weight 125. Yardage 10.

MOISBAR Moisture Barrier

Provided for seats, backs and arms of units.

CAL133 California 133

For any fabric selected with California 133.

NOTE: Specify finish for legs.

Prices below are for standard finishes.
Please specify when ordering: Clear, Medium Oak, Walnut, Boston Cherry, Mission or Natural Cherry.

Model No.	Carton	COM	1	2	3	4	5	6	7	8	9	10	11
SF5101	35	1056	1164	1219	1307	1376	1464	1552	1667	1803	1938	2074	2210

MOISBAR 138

CAL133 385

SF5101T	35	1503	1599	1647	1726	1787	1866	1944	2046	2168	2289	2410	2531
----------------	----	------	------	------	------	------	------	------	------	------	------	------	------

MOISBAR 138

CAL133 385

SF5102	45	1285	1433	1508	1628	1720	1841	1960	2118	2304	2489	2673	2858
---------------	----	------	------	------	------	------	------	------	------	------	------	------	------

MOISBAR 188

CAL133 525

SF5103	57	1512	1697	1796	1956	2079	2240	2400	2609	2857	3104	3350	3597
---------------	----	------	------	------	------	------	------	------	------	------	------	------	------

MOISBAR 250

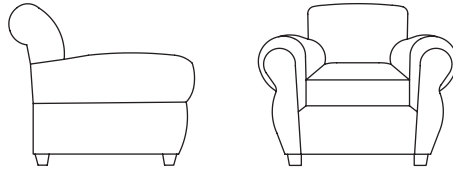
CAL133 700



C A N Y O N

SF2001 Canyon Chair

40.5"d x 39"w x 37"h
Seat Ht. 22" Arm Ht. 27"



SF2001

Fully upholstered with solid hardwood and hardwood ply interior frames. Seat cushions are made of flame retardant, high-resiliency foam over arched tempered sinuous springs. Arms/side, seat/back are detachable. Weight 75. Yardage 6.5.

MOISBAR *Moisture Barrier*

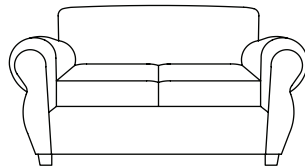
Provided for seats, backs and arms of units.

CAL133 *California 133*

For any fabric selected with California 133.

SF2002 Canyon Two-Seat Sofa

40.5"d x 61"w x 37"h
Seat Ht. 22" Arm Ht. 27"



SF2002

Details as above
Weight 100. Yardage 9.

MOISBAR *Moisture Barrier*

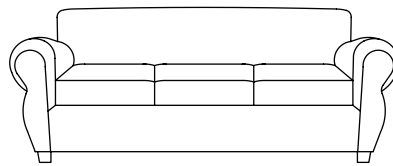
Provided for seats, backs and arms of units.

CAL133 *California 133*

For any fabric selected with California 133.

SF2003 Canyon Three-Seat Sofa

40.5"d x 81"w x 37"h
Seat Ht. 22" Arm Ht. 27"



SF2003

Two-seat sofa, details as above.
Weight 125. Yardage 11.5.

MOISBAR *Moisture Barrier*


Provided for seats, backs and arms of units.

CAL133 *California 133*

For any fabric selected with California 133.

SF2005 Canyon Ottoman

21.5"d x 24.5"w x 14.5"h



SF2005

Three-seat sofa, details as above.
Weight 25. Yardage 1.5.

MOISBAR *Moisture Barrier*

Provided for seats, backs and arms of units.

CAL133 *California 133*

For any fabric selected with California 133.

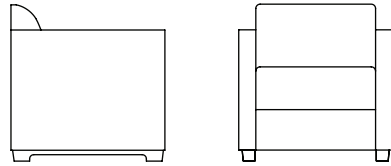
NOTE: Specify finish for legs.

Prices below are for standard finishes.
Please specify when ordering: Clear, Medium Oak, Walnut, Boston Cherry, Mission or Natural Cherry.

Model No.	Carton	COM	1	2	3	4	5	6	7	8	9	10	11
SF2001	35	1204	1332	1397	1502	1581	1685	1790	1927	2086	2247	2408	2568
MOISBAR		163											
CAL133		455											
SF2002	35	1466	1643	1731	1876	1988	2132	2276	2464	2687	2910	3131	3353
MOISBAR		200											
CAL133		560											
SF2003	45	1726	1953	2066	2251	2393	2578	2762	3003	3287	3571	3855	4138
MOISBAR		288											
CAL133		805											
SF2005	57	389	410	420	437	449	466	483	505	531	558	584	610
MOISBAR		38											
CAL133		105											

SF9001 *University Piano Chair*

27"d x 27"w x 27.5"h
 Seat Ht. 16.5" Arm Ht. 23"



SF9001

Fully upholstered with solid hardwood and hardwood ply interior frames. Seat cushion made of flame retardant, high resiliency foam over arched tempered sinuous springs. Weight 50. Yardage 4.

MOISBAR *Moisture Barrier*

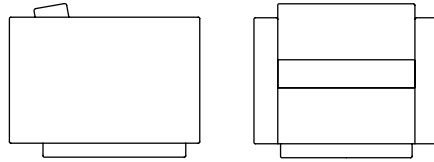
Provided for seats, backs and arms of units.

CAL133 *California 133*

For any fabric selected with California 133.

SF9006 *University Ramp Chair*

34"d x 33"w x 27"h
 Seat Ht. 17.5" Arm Ht. 25"



SF9006

Details as above.
 Weight 65. Yardage 6.5.

MOISBAR *Moisture Barrier*


Provided for seats, backs and arms of units.

CAL133 *California 133*

For any fabric selected with California 133.

SF8001 *University Tablet Arm Chair*

27"d x 31"w x 34.5"h
 Seat Ht. 20" Arm Ht. 25.5"



SF8001

Details as above with HPL shelf under seat and metal casters. Weight 65. Yardage 4.

MOISBAR *Moisture Barrier*

Provided for seats, backs and arms of units.

CAL133 *California 133*

For any fabric selected with California 133.

OPTIONS:

- HANDLE**
- CUPHOLDER**
- TABLET ARM - BLACK**
- TABLET ARM - NATURAL**

NOTE: *Specify finishes for legs.*

Prices below are for standard finishes.
Please specify when ordering: Clear, Medium Oak, Walnut, Boston Cherry, Mission or Natural Cherry.

Model No.	Carton	COM	1	2	3	4	5	6	7	8	9	10	11
SF9001	35	1043	1121	1161	1225	1275	1339	1403	1487	1586	1684	1783	1882

MOISBAR 100

CAL133 280

SF9006	45	1105	1233	1297	1401	1482	1586	1691	1826	1987	2147	2308	2468
---------------	----	------	------	------	------	------	------	------	------	------	------	------	------

MOISBAR 163

CAL133 455

SF8001	57	1360	1439	1478	1542	1592	1656	1720	1804	1903	2001	2100	2199
---------------	----	------	------	------	------	------	------	------	------	------	------	------	------

MOISBAR 100

CAL133 280

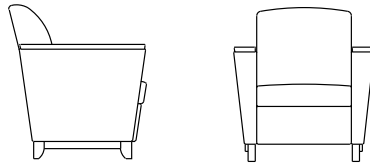
HANDLE	59
CUPHOLDER	138
TABLET ARM - BLACK	420
TABLET ARM - NATURAL	420



E X E T E R

SF4101 Exeter Chair

31"d x 33"w x 35"h
Seat Ht. 18" Arm Ht. 26.25"



SF4101

Fully upholstered with solid hardwood and hardwood ply interior frames, hardwood arm caps. Seat cushions are made of flame retardant, high-resiliency foam over arched tempered sinuous springs. Arms/sides, arm caps, seat/back and feet are detachable.
Weight 75. Yardage 4.25.

MOISBAR *Moisture Barrier*

Provided for seats, backs and arms of units.

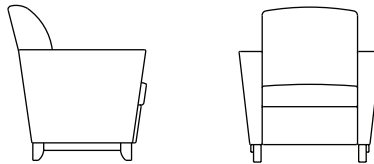
CAL133 *California 133*

For any fabric selected with California 133.

NOTE: *Specify finish for legs and arm caps.*

SF4101N Exeter Chair w/Upholstered Arms

31"d x 33"w x 35"h
Seat Ht. 18" Arm Ht. 25"



SF4101N

Details as above with upholstered arms.
Weight 75. Yardage 4.25.

MOISBAR *Moisture Barrier*

Provided for seats, backs and arms of units.

CAL133 *California 133*

For any fabric selected with California 133.

SF4101NT Exeter Chair w/Tablet Arm

31"d x 33"w x 35"h
Seat Ht. 18" Arm Ht. 25"

Details as above with fixed tablet arm.
Specify left or right facing.
Weight 75. Yardage 4.25.

MOISBAR *Moisture Barrier*

Provided for seats, backs and arms of units.

CAL133 *California 133*

For any fabric selected with California 133.

NOTE: *Standard laminate color is black.*

NOTE: *Specify finish for legs.*

Prices below are for standard finishes.
Please specify when ordering: Clear, Medium Oak, Walnut, Boston Cherry, Mission or Natural Cherry.

Model No.	Carton	COM	1	2	3	4	5	6	7	8	9	10	11
SF4101	35	1133	1217	1259	1327	1380	1448	1515	1604	1709	1814	1919	2024

MOISBAR	94
CAL133	263

SF4101N	35	1056	1140	1182	1251	1303	1371	1440	1528	1633	1738	1843	1948
----------------	----	------	------	------	------	------	------	------	------	------	------	------	------

MOISBAR	100
CAL133	280

SF4101NT	35	1362	1445	1487	1555	1608	1676	1744	1833	1938	2043	2147	2252
-----------------	----	------	------	------	------	------	------	------	------	------	------	------	------


MOISBAR	94
CAL133	263



E X E T E R

SF4102 *Exeter Two-Seat Sofa*

31"d x 54"w x 35"h
Seat Ht. 18" Arm Ht. 26.25"



SF4102

Two-seat sofa, fully upholstered with solid hardwood and hardwood ply interior frames, hardwood arm caps. Seat cushions are made of flame retardant, high-resiliency foam over arched tempered sinuous springs. Arms/sides, arm caps, seat/back and feet are detachable.
Weight 100. Yardage 6.25.

MOISBAR *Moisture Barrier*

Provided for seats, backs and arms of units.


CAL133 *California 133*

For any fabric selected with California 133.

NOTE: *Specify finish for legs and arm caps.*

SF4102N *Exeter Two-Seat Sofa
w/Upholstered Arms*

31"d x 54"w x 35"h
Seat Ht. 18" Arm Ht. 25"



SF4102N

Two-seat sofa, details as above with upholstered arms.
Weight 100. Yardage 6.25.

MOISBAR *Moisture Barrier*

Provided for seats, backs and arms of units.

CAL133 *California 133*

For any fabric selected with California 133.

NOTE: *Standard laminate color is black.*

NOTE: *Specify finish for legs.*

Prices below are for standard finishes.
Please specify when ordering: Clear, Medium Oak, Walnut, Boston Cherry, Mission or Natural Cherry.

Model No.	Carton	COM	1	2	3	4	5	6	7	8	9	10	11
SF4102	45	1367	1484	1545	1645	1722	1823	1923	2054	2208	2363	2517	2671

MOISBAR	144
CAL133	403

SF4102N	45	1288	1403	1464	1565	1641	1742	1842	1973	2127	2282	2436	2590
----------------	----	------	------	------	------	------	------	------	------	------	------	------	------


MOISBAR	150
CAL133	420



E X E T E R

SF4103 Exeter Three-Seat Sofa

31"d x 76"w x 35"h
Seat Ht. 18" Arm Ht. 26.25"



SF4103

Three-seat sofa, fully upholstered with solid hardwood and hardwood ply interior frames, hardwood arm caps. Seat cushions are made of flame retardant, high-resiliency foam over arched tempered sinuous springs. Arms/sides, arm caps, seat/back and feet are detachable.
Weight 125. Yardage 8.25.

MOISBAR *Moisture Barrier*

Provided for seats, backs and arms of units.


CAL133 *California 133*

For any fabric selected with California 133.

NOTE: *Specify finish for legs and arm caps.*

SF4103N Exeter Three-Seat Sofa w/Upholstered Arms

31"d x 76"w x 35"h
Seat Ht. 18" Arm Ht. 25"



SF4103N

Three-seat sofa, details as above with upholstered arms.
Weight 125. Yardage 8.25.

MOISBAR *Moisture Barrier*

Provided for seats, backs and arms of units.

CAL133 *California 133*

For any fabric selected with California 133.

NOTE: *Standard laminate color is black.*

NOTE: *Specify finish for legs.*

Prices below are for standard finishes.
Please specify when ordering: Clear, Medium Oak, Walnut, Boston Cherry, Mission or Natural Cherry.

Model No.	Carton	COM	1	2	3	4	5	6	7	8	9	10	11
-----------	--------	-----	---	---	---	---	---	---	---	---	---	----	----

SF4103	57	1630	1777	1859	1991	2093	2225	2357	2531	2734	2938	3142	3345
---------------	----	------	------	------	------	------	------	------	------	------	------	------	------

MOISBAR 188

CAL133 525

SF4103N	57	1511	1655	1737	1869	1971	2103	2235	2408	2611	2815	3019	3222
----------------	----	------	------	------	------	------	------	------	------	------	------	------	------

MOISBAR 188

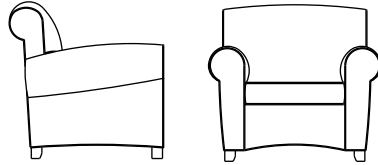
CAL133 525



K E N S I N G T O N

SF801 Kensington Chair

35"d x 39"w x 34"h
Seat Ht. 17" Arm Ht. 24.5"



SF801

Fully upholstered with solid hardwood and hardwood-ply interior frames. Seat cushions are made of flame retardant, high-resiliency foam with sinuous wire spring support. Reversible cushions with removable covers are secured with elastic straps that disengage for maintenance. Weight 75. Yardage 7.

MOISBAR *Moisture Barrier*

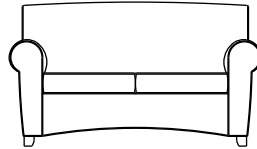
Provided for seats, backs and arms of units.

CAL133 *California 133*

For any fabric selected with California 133.

SF802 Kensington Two-Seat Sofa

35"d x 60"w x 34"h
Seat Ht. 17" Arm Ht. 24.5"



SF802

Two-seat sofa, details as above. Weight 100. Yardage 9.5.

MOISBAR *Moisture Barrier*

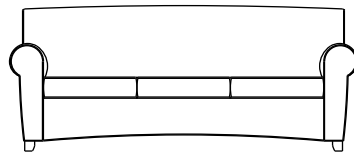
Provided for seats, backs and arms of units.

CAL133 *California 133*

For any fabric selected with California 133.

SF803 Kensington Three-Seat Sofa

35"d x 80"w x 34"h
Seat Ht. 17" Arm Ht. 24.5"



SF803

Three-seat sofa, details as above. Weight 125. Yardage 11.75.

MOISBAR *Moisture Barrier*

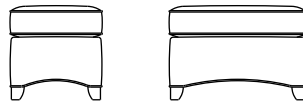
Provided for seats, backs and arms of units.

CAL133 *California 133*

For any fabric selected with California 133.

SF805 Kensington Ottoman

16.5"d x 24½"w x 17"h



SF805

Fully upholstered with solid hardwood and hardwood-ply interior frame. Cushion made of flame retardant, high-resiliency foam with sinuous wire spring support. Weight 25. Yardage 2.

MOISBAR *Moisture Barrier*

Provided for seat of unit.

CAL133 *California 133*

For any fabric selected with California 133.

NOTE: *Specify finish for legs.*

Prices below are for standard finishes.
Please specify when ordering: Clear, Medium Oak, Walnut, Boston Cherry, Mission or Natural Cherry.

Model No.	Carton	COM	1	2	3	4	5	6	7	8	9	10	11
SF801	35	1159	1297	1366	1478	1566	1678	1789	1936	2109	2282	2455	2627

MOISBAR 175

CAL133 490

SF802	45	1365	1552	1656	1799	1915	2069	2221	2419	2654	2889	3123	3357
--------------	----	------	------	------	------	------	------	------	------	------	------	------	------

MOISBAR 238

CAL133 665

SF803	57	1532	1763	1880	2067	2213	2401	2590	2836	3127	3417	3707	3996
--------------	----	------	------	------	------	------	------	------	------	------	------	------	------

MOISBAR 288

CAL133 805

SF805	10	517	557	576	608	633	665	697	739	789	838	887	937
--------------	----	-----	-----	-----	-----	-----	-----	-----	-----	-----	-----	-----	-----

MOISBAR 50

CAL133 140



L

E

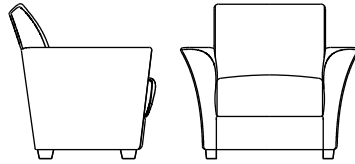
N

O

X

SF6101 *Lenox Chair*

30.5"d x 37"w x 32.5"h
Seat Ht. 17.5" Arm Ht. 23.5"



SF6101

Fully upholstered with solid hardwood and hardwood ply interior frames. Seat cushions are made of flame retardant, high-resiliency foam over arched tempered sinuous springs. Seat cushions with removable covers are secured with elastic straps that disengage for maintenance.
Weight 75. Yardage 5.

MOISBAR *Moisture Barrier*

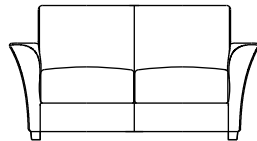
Provided for seats, backs and arms of units.

CAL133 *California 133*

For any fabric selected with California 133.

SF6102 *Lenox Two-Seat Sofa*

30.5"d x 58"w x 32.5"h
Seat Ht. 17.5" Arm Ht. 23.5"



SF6102

Two-seat sofa, details as above.
Weight 100. Yardage 7.

MOISBAR *Moisture Barrier*

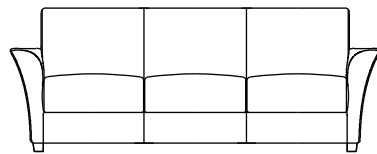
Provided for seats, backs and arms of units.

CAL133 *California 133*

For any fabric selected with California 133.

SF6103 *Lenox Three-Seat Sofa*

30.5"d x 79"w x 32.5"h
Seat Ht. 17.5" Arm Ht. 23.5"



SF6103

Three-seat sofa, details as above.
Weight 125. Yardage 8.5.

MOISBAR *Moisture Barrier*

Provided for seats, backs and arms of units.

CAL133 *California 133*

For any fabric selected with California 133.

NOTE: *Specify finishes for legs.*

Prices below are for standard finishes.
Please specify when ordering: Clear, Medium Oak, Walnut, Boston Cherry, Mission or Natural Cherry.

Model No.	Carton	COM	1	2	3	4	5	6	7	8	9	10	11
SF6101	35	1028	1119	1170	1250	1311	1391	1471	1576	1700	1823	1947	2070

MOISBAR 125

CAL133 350

SF6102	45	1284	1368	1437	1550	1637	1749	1861	2008	2181	2353	2526	2699
---------------	----	------	------	------	------	------	------	------	------	------	------	------	------

MOISBAR 175

CAL133 490

SF6103	57	1497	1600	1684	1820	1926	2061	2198	2376	2586	2796	3005	3215
---------------	----	------	------	------	------	------	------	------	------	------	------	------	------

MOISBAR 213

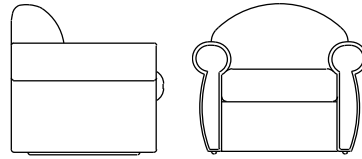
CAL133 595



M A N C H E S T E R

SF901 *Manchester Chair*

32"d x 37.5"w x 32"h
Seat Ht. 19" Arm Ht. 24"



SF901

Fully upholstered with solid hardwood and hardwood-ply frames and joined with metal-to-metal fasteners. Seat cushions are made of flame retardant, high-resiliency foam. Seat deck has sinuous wire spring support. Reversible seat cushions with removable covers are secured with elastic straps that disengage for maintenance. Weight 75. Yardage 6.5.

MOISBAR *Moisture Barrier*

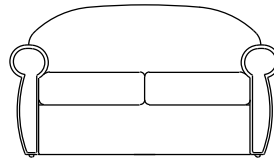
Provided for seats, backs and arms of units.

CAL133 *California 133*

For any fabric selected with California 133.

SF902 *Manchester Two-Seat Sofa*

32"d x 58"w x 32"h
Seat Ht. 19" Arm Ht. 24"



SF902

Two-seat sofa, details as above.
Weight 100. Yardage 8.5.

MOISBAR *Moisture Barrier*

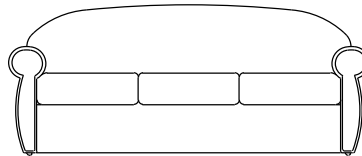
Provided for seats, backs and arms of units.

CAL133 *California 133*

For any fabric selected with California 133.

SF903 *Manchester Three-Seat Sofa*

32"d x 80"w x 32"h
Seat Ht. 19" Arm Ht. 24"



SF903

Three-seat sofa, details as above.
Weight 125. Yardage 10.75.

MOISBAR *Moisture Barrier*

Provided for seats, backs and arms of units.

CAL133 *California 133*

For any fabric selected with California 133.

Model No.	Carton	COM	1	2	3	4	5	6	7	8	9	10	11
SF901	35	1374	1516	1611	1738	1840	1966	2093	2262	2455	2649	2852	3045

MOISBAR	163
CAL133	455

SF902	45	1784	1977	2084	2245	2373	2533	2693	2907	3153	3399	3656	3901
--------------	----	------	------	------	------	------	------	------	------	------	------	------	------

MOISBAR	213
CAL133	595

SF903	57	2174	2406	2530	2730	2885	3079	3274	3532	3829	4128	4438	4736
--------------	----	------	------	------	------	------	------	------	------	------	------	------	------

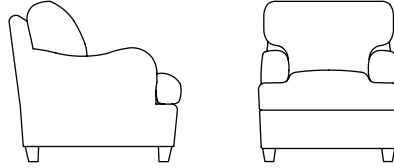
MOISBAR	269
CAL133	753



N E W T O N

SF4001 *Newton Chair*

37"d x 30.25"w x 34.5"h
Seat Ht. 19.5" Arm Ht. 24"



SF4001

Fully upholstered with solid hardwood and hardwood ply interior frames. Seat cushions are made of flame retardant, high-resiliency foam over arched tempered sinuous springs. Seat cushions with removable covers are secured with elastic straps that disengage for maintenance.
Weight 75. Yardage 7.25.

MOISBAR *Moisture Barrier*

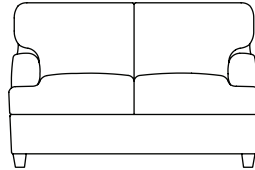
Provided for seats, backs and arms of units.

CAL133 *California 133*

For any fabric selected with California 133.

SF4002 *Newton Two-Seat Sofa*

37"d x 54.5"w x 34.5"h
Seat Ht. 19.5" Arm Ht. 24"



SF4002

Two-seat sofa, details as above.
Weight 100. Yardage 10.

MOISBAR *Moisture Barrier*

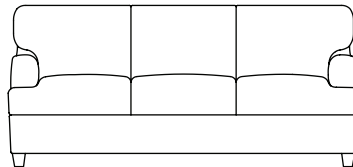
Provided for seats, backs and arms of units.

CAL133 *California 133*

For any fabric selected with California 133.

SF4003 *Newton Three-Seat Sofa*

37"d x 75"w x 34.5"h
Seat Ht. 19.5" Arm Ht. 24"



SF4003

Three-seat sofa, details as above.
Weight 125. Yardage 12.75.

MOISBAR *Moisture Barrier*

Provided for seats, backs and arms of units.

CAL133 *California 133*

For any fabric selected with California 133.

NOTE: *Specify finishes for legs.*

Prices below are for standard finishes.
Please specify when ordering: Clear, Medium Oak, Walnut, Boston Cherry, Mission or Natural Cherry.

Model No.	Carton	COM	1	2	3	4	5	6	7	8	9	10	11
SF4001	35	1142	1285	1357	1473	1562	1679	1794	1947	2126	2305	2483	2663

MOISBAR 188

CAL133 525

SF4002	45	1442	1639	1738	1898	2021	2182	2343	2553	2799	3046	3293	3540
---------------	----	------	------	------	------	------	------	------	------	------	------	------	------

MOISBAR 250

CAL133 700

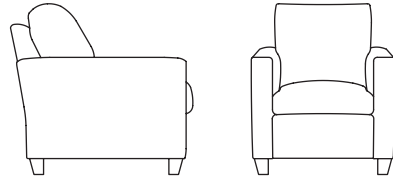
SF4003	57	1742	1993	2119	2324	2481	2686	2890	3157	3472	3786	4101	4415
---------------	----	------	------	------	------	------	------	------	------	------	------	------	------

MOISBAR 319

CAL133 893

SF3001 *Salem Chair*

37"d x 31"w x 35"h
 Seat Ht. 19" Arm Ht. 24"



SF3001

Fully upholstered with solid hardwood and hardwood ply interior frames. Seat cushions are made of flame retardant, high-resiliency foam over arched tempered sinuous springs. Seat cushions with removable covers are secured with elastic straps that disengage for maintenance.
 Weight 75. Yardage 5.75.

MOISBAR *Moisture Barrier*


Provided for seats, backs and arms of units.

CAL133 *California 133*

For any fabric selected with California 133.

SF3002 *Salem Two-Seat Sofa*

37"d x 53.5"w x 35"h
 Seat Ht. 19" Arm Ht. 24"



SF3002

Two-seat sofa, details as above.
 Weight 100. Yardage 8.5.

MOISBAR *Moisture Barrier*


Provided for seats, backs and arms of units.

CAL133 *California 133*

For any fabric selected with California 133.

SF3003 *Salem Three-Seat Sofa*

37"d x 74.5"w x 35"h
 Seat Ht. 19" Arm Ht. 24"



SF3003

Three-seat sofa, details as above.
 Weight 125. Yardage 12.

MOISBAR *Moisture Barrier*

Provided for seats, backs and arms of units.

CAL133 *California 133*

For any fabric selected with California 133.

ARMCAP *Beech Arm Cap*

Per set.

NOTE: *Specify finishes for legs.*

Prices below are for standard finishes.
Please specify when ordering: Clear, Medium Oak, Walnut, Boston Cherry, Mission or Natural Cherry.

Model No.	Carton	COM	1	2	3	4	5	6	7	8	9	10	11
-----------	--------	-----	---	---	---	---	---	---	---	---	---	----	----

SF3001	35	1116	1230	1286	1379	1449	1541	1634	1755	1896	2038	2180	2322
---------------	----	------	------	------	------	------	------	------	------	------	------	------	------

MOISBAR 138

CAL133 385

SF3002	45	1327	1495	1579	1716	1821	1957	2093	2271	2481	2691	2900	3110
---------------	----	------	------	------	------	------	------	------	------	------	------	------	------

MOISBAR 213

CAL133 595

SF3003	57	1672	1908	2028	2220	2368	2500	2752	3004	3300	3596	3892	4188
---------------	----	------	------	------	------	------	------	------	------	------	------	------	------

MOISBAR 300

CAL133 840


ARMCAP 115



S O M E R S E T L O U N G E

SF3101 Somerset Chair

31"d x 32"w x 35"h
Seat Ht. 17" Arm Ht. 26"



SF3101

MOISBAR *Moisture Barrier*

CAL133 *California 133*

SF3101UAP *Somerset Chair, Upholstered Arm Caps*

31"d x 32"w x 35"h
Seat Ht. 17" Arm Ht. 26"

MOISBAR *Moisture Barrier*

CAL133 *California 133*

Fully upholstered with solid hardwood and hardwood ply interior frames, hardwood arm caps. Seat cushions are made of flame retardant, high-resiliency foam over arched tempered sinuous springs. Weight 75. Yardage 4.25.

Provided for seats, backs and arms of units.

For any fabric selected with California 133.

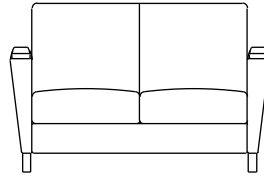
Details as above with upholstered arm caps. Weight 75. Yardage 4.75.

Provided for seats, backs and arms of units.

For any fabric selected with California 133.

SF3102 Somerset Two-Seat Sofa

31"d x 54"w x 35"h
Seat Ht. 17" Arm Ht. 26"



SF3102

MOISBAR *Moisture Barrier*

CAL133 *California 133*

SF3102UAP *Somerset Two-Seat Sofa Upholstered Arm Caps*

31"d x 54"w x 35"h
Seat Ht. 17" Arm Ht. 26"

MOISBAR *Moisture Barrier*

CAL133 *California 133*

Two-seat sofa, details as above. Weight 100. Yardage 6.5.

Provided for seats, backs and arms of units.

For any fabric selected with California 133.

Two-seat sofa, details as above with upholstered arm caps. Weight 100. Yardage 6.5.

Provided for seats, backs and arms of units.

For any fabric selected with California 133.

Prices below are for standard finishes.
Please specify when ordering: Clear, Medium Oak, Walnut, Boston Cherry, Mission or Natural Cherry.

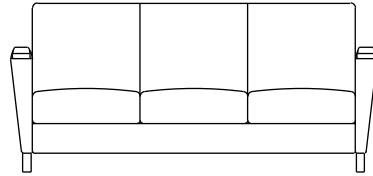
Model No.	Carton	COM	1	2	3	4	5	6	7	8	9	10	11
SF3101	35	1090	1173	1215	1283	1336	1404	1472	1554	1666	1771	1876	1981
MOISBAR		106											
CAL133		298											
SF3101UAP	35	1090	1179	1225	1302	1361	1436	1513	1613	1729	1847	1965	2081
MOISBAR		138											
CAL133		385											
SF3102	45	1397	1517	1581	1686	1766	1870	1975	2112	2271	2432	2592	2763
MOISBAR		163											
CAL133		455											
SF3102UAP	45	1356	1507	1571	1675	1756	1860	1964	2100	2261	2421	2581	2742
MOISBAR		188											
CAL133		525											



S O M E R S E T L O U N G E

SF3103 *Somerset Three-Seat Sofa*

31"d x 77"w x 35"h
Seat Ht. 17" Arm Ht. 26"



SF3103

Three-seat sofa, fully upholstered with solid hardwood and hardwood ply interior frames, hardwood arm caps. Seat cushions are made of flame retardant, high-resiliency foam over arched tempered sinuous springs. Weight 125. Yardage 9.

MOISBAR *Moisture Barrier*

Provided for seats, backs and arms of units.

CAL133 *California 133*

For any fabric selected with California 133.

SF3103UAP *Somerset Three-Seat Sofa
Upholstered Arm Caps*

31"d x 77"w x 35"h
Seat Ht. 17" Arm Ht. 26"

Three-seat sofa, details as above with upholstered arm caps. Weight 125. Yardage 9.

MOISBAR *Moisture Barrier*

Provided for seats, backs and arms of units.

CAL133 *California 133*

For any fabric selected with California 133.

Prices below are for standard finishes.
Please specify when ordering: Clear, Medium Oak, Walnut, Boston Cherry, Mission or Natural Cherry.

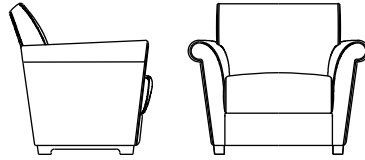
Model No.	Carton	COM	1	2	3	4	5	6	7	8	9	10	11
SF3103	57	1654	1810	1899	2044	2156	2300	2443	2632	2855	3077	3299	3521
MOISBAR		200											
CAL133		560											
SF3103UAP	57	1613	1769	1857	2002	2114	2258	2402	2590	2813	3036	3257	3479
MOISBAR		225											
CAL133		630											



WESTMINSTER

SF7101 Westminster Chair

31"d x 41"w x 32.5"h
Seat Ht. 18" Arm Ht. 25.5"



SF7101

Fully upholstered with solid hardwood and hardwood ply interior frames. Seat cushions are made of flame retardant, high-resiliency foam over arched tempered sinuous springs. Reversible seat cushions with removable covers are secured with elastic straps that disengage for maintenance. Weight 75. Yardage 6.

MOISBAR *Moisture Barrier*

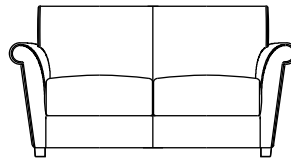
Provided for seats, backs and arms of units.

CAL133 *California 133*

For any fabric selected with California 133.

SF7102 Westminster Two-Seat Sofa

31"d x 64.5"w x 32.5"h
Seat Ht. 18" Arm Ht. 25.5"



SF7102

Two-seat sofa, details as above.
Weight 100. Yardage 8.

MOISBAR *Moisture Barrier*

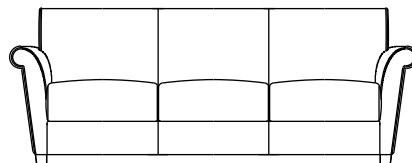
Provided for seats, backs and arms of units.

CAL133 *California 133*

For any fabric selected with California 133.

SF7103 Westminster Three-Seat Sofa

31"d x 86.5"w x 32.5"h
Seat Ht. 18" Arm Ht. 25.5"



SF7103

Three-seat sofa, details as above.
Weight 125. Yardage 10.

MOISBAR *Moisture Barrier*

Provided for seats, backs and arms of units.

CAL133 *California 133*

For any fabric selected with California 133.

NOTE: *Specify finishes for legs.*

Prices below are for standard finishes.
Please specify when ordering: Clear, Medium Oak, Walnut, Boston Cherry, Mission or Natural Cherry.

Model No.	Carton	COM	1	2	3	4	5	6	7	8	9	10	11
SF7101	35	1119	1237	1297	1393	1467	1563	1659	1785	1933	2081	2229	2377

MOISBAR	150
CAL133	420

SF7102	45	1397	1493	1573	1701	1800	1928	2056	2224	2421	2619	2816	3014
---------------	----	------	------	------	------	------	------	------	------	------	------	------	------

MOISBAR	200
CAL133	560

SF7103	57	1641	1761	1860	2020	2143	2304	2464	2674	2921	3168	3414	3661
---------------	----	------	------	------	------	------	------	------	------	------	------	------	------

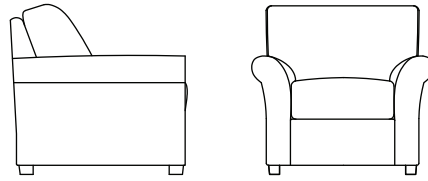
MOISBAR	238
CAL133	665



W I L M I N G T O N

SF1001 *Wilmington Chair*

37"d x 39"w x 35"h
Seat Ht. 19.5" Arm Ht. 25"



SF1001

Fully upholstered with solid hardwood and hardwood ply interior frames. Seat cushions are made of flame retardant, high-resiliency foam over arched tempered sinuous springs. Seat cushions with removable covers are secured with elastic straps that disengage for maintenance.
Weight 75. Yardage 7.

MOISBAR *Moisture Barrier*

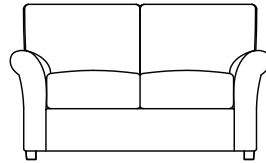
Provided for seats, backs and arms of units.

CAL133 *California 133*

For any fabric selected with California 133.

SF1002 *Wilmington Two-Seat Sofa*

37"d x 60.5"w x 35"h
Seat Ht. 19.5" Arm Ht. 25"



SF1002

Two-seat sofa, details as above.
Weight 100. Yardage 10.5.

MOISBAR *Moisture Barrier*

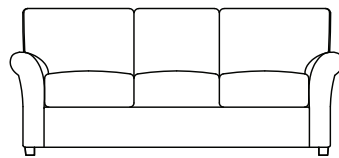
Provided for seats, backs and arms of units.

CAL133 *California 133*

For any fabric selected with California 133.

SF1003 *Wilmington Three-Seat Sofa*

37"d x 82.5"w x 35"h
Seat Ht. 19.5" Arm Ht. 25"



SF1003

Three-seat sofa, details as above.
Weight 125. Yardage 13.

MOISBAR *Moisture Barrier*

Provided for seats, backs and arms of units.

CAL133 *California 133*

For any fabric selected with California 133.

NOTE: *Specify finishes for legs.*

Prices below are for standard finishes.
Please specify when ordering: Clear, Medium Oak, Walnut, Boston Cherry, Mission or Natural Cherry.

Model No.	Carton	COM	1	2	3	4	5	6	7	8	9	10	11
SF1001	35	935	1073	1142	1254	1341	1453	1566	1712	1885	2058	2230	2402

MOISBAR 175

CAL133 490

SF1002	45	1161	1368	1472	1640	1769	1938	2106	2327	2586	2846	3104	3363
---------------	----	------	------	------	------	------	------	------	------	------	------	------	------

MOISBAR 263

CAL133 735

SF1003	57	1408	1664	1972	2001	2162	2370	2579	2852	3172	3493	3814	4135
---------------	----	------	------	------	------	------	------	------	------	------	------	------	------

MOISBAR 325


CAL133 910



C H E L S E A

SF6201 Chelsea Chair

29"d x 24.5"w x 32"h
Seat Ht. 18" / Seat Depth 20"



SF6201

Fully upholstered with solid hardwood and hardwood ply frames. Seat cushions are made of flame retardant, high-resiliency foam over arched tempered sinuous springs. Standard with 4 wooden feet. Linking bracket attached. Weight Yardage 3.0

MOISBAR Moisture Barrier


Moisture Barrier

CAL133 California 133

California 133

SF6201AR Chelsea Upholstered Arm - Right

26.5"d x 6"w x 24"h
Seat Ht. 18" / Seat Depth 20"



SF6201AR

Right facing arm assembly. Details as above. Feet not required. Linking bracket attached. Weight Yardage 1.5

MOISBAR Moisture Barrier


Moisture Barrier

CAL133 California 133

California 133

SF6201AL Chelsea Upholstered Arm - Left

26.5"d x 6"w x 24"h
Seat Ht. 18" / Seat Depth 20"



SF6201AL

Left facing arm assembly. Details as above. Feet not required. Linking bracket attached. Weight Yardage 1.5

MOISBAR Moisture Barrier


Moisture Barrier

CAL133 California 133

California 133

SF6245IA Chelsea 45 Angle Chair

29"d x 26.5"w x 32"h
Seat Ht. 18" / Seat Depth 20"



SF6245IA

45 degree inside angle. Detail as above. Two units joined create 90 degree unit. Linking bracket attached. Weight Yardage 3.5

MOISBAR Moisture Barrier

Moisture Barrier

CAL133 California 133

California 133

Prices below are for standard finishes.
 Please specify when ordering: Clear, Medium Oak, Walnut, Boston Cherry, Mission or Natural Cherry.


Model No.	Carton	COM	1	2	3	4	5	6	7	8	9	10	11
SF6201	35	659	715	744	790	825	871	917	976	1047	1188	1188	1259
MOISBAR	75												
CAL133	135												
SF6201AR	45	227	255	270	292	310	333	356	386	421	456	492	527
MOISBAR	n/a												
CAL133	68												
SF6201AL	45	227	255	270	292	310	333	356	386	421	456	492	527
MOISBAR	n/a												
CAL133	68												
SF6245IA	57	713	779	812	866	907	958	1014	1084	1166	1248	1334	1413
MOISBAR	88												
CAL133	158												



C H E L S E A

SF6222IA *Chelsea 22 Angle Chair*

29"d x 27"w x 32"h
Seat Ht. 18" / Seat Depth 20"



SF6222IA

22 degree inside angle. Detail as above.
Linking bracket attached.
Weight Yardage 3.0

MOISBAR *Moisture Barrier*


Moisture Barrier

CAL133 *California 133*

California 133

SF6222OA *Chelsea 22 Angle Chair*

29"d x 28"w x 32"h
Seat Ht. 18" / Seat Depth 20"



SF6222OA

22 degree outside angle. Detail as above.
Linking bracket attached.
Weight Yardage 3.0

MOISBAR *Moisture Barrier*

Moisture Barrier

CAL133 *California 133*

California 133

OPTIONS:

Motion Package - WF

Casters on front legs, wood feet on back,
handle on seat back

Motion Package - MF

Casters on front legs, metal feet on back,
handle on seat back

Select:

Column

Black or silver

Metal (tbd)

Black or silver

Tablet Arm

Mechanism finish

12" Dia. x 3/4" Thick, 27"h when attached

Tablet HPL finish

Black or silver

Any standard laminate

Metal Feet

Select:

Column

Black or silver

Metal (tbd)

Black or silver

Casters

Set of 4: (2) Locking and (2) Non-Locking

NOTE: Specify finishes for legs.

Prices below are for standard finishes.
 Please specify when ordering: Clear, Medium Oak, Walnut, Boston Cherry, Mission or Natural Cherry.


Model No.	Carton	COM	1	2	3	4	5	6	7	8	9	10	11
SF6222IA	35	658	714	743	788	824	870	915	975	1046	1116	1187	1257
MOISBAR	75												
CAL133	135												
SF6222OA	35	683	739	768	813	849	895	940	1000	1071	1141	1212	1282
MOISBAR	75												
CAL133	135												
MPWF	75												
MPMF	120												
TABLETARM	250												
METALFEET	120												
CASTERS	35												



H A D L E Y

SF6401 *Hadley Chair*

36"d x 30"w x 34"h
Seat Ht. 18" / Seat Depth 20.5"



SF6401

Fully upholstered with solid hardwood and hardwood ply frames. Seat cushions are made of flame retardant, high-resiliency foam over arched tempered sinuous springs. Standard with 4 wooden feet. Ganging mechanism attached.
Weight Yardage 3.0

MOISBAR *Moisture Barrier*


Moisture Barrier

CAL133 *California 133*

California 133

SF6402 *Hadley Two-Seat Sofa*

36"d x 45"w x 34"h
Seat Ht. 18" / Seat Depth 20.5"



SF6402

Two-seat sofa. Details as above.
Weight Yardage 5.5

MOISBAR *Moisture Barrier*


Moisture Barrier

CAL133 *California 133*

CAL133

SF6403 *Hadley Three-Seat Sofa*

36"d x 67"w x 34"h
Seat Ht. 18" / Seat Depth 20.5"



SF6403

Three-seat sofa. Details as above.
Weight Yardage 7.0

MOISBAR *Moisture Barrier*

Moisture Barrier

CAL133 *California 133*

CAL133

Prices below are for standard finishes.
 Please specify when ordering: Clear, Medium Oak, Walnut, Boston Cherry, Mission or Natural Cherry.


Model No.	Carton	COM	1	2	3	4	5	6	7	8	9	10	11
SF6401	35	769	845	882	943	990	1052	1113	1192	1287	1381	1475	1569
MOISBAR	100												
CAL133	180												
SF6402	45	1119	1222	1274	1358	1423	1507	1591	1701	1830	1959	2088	2218
MOISBAR	138												
CAL133	248												
SF6403	45	1279	1410	1476	1583	1666	1773	1879	2019	2184	2348	2513	2677
MOISBAR	175												
CAL133	315												



H A D L E Y

SF6406 *Hadley Wedge*

36"d x 41"w x 34"h
Seat Ht. 18" / Seat Depth 20.5"



SF6406

Wedge chair. Detail as above.
Weight Yardage 4.0

MOISBAR *Moisture Barrier*

CAL133 *California 133*

Moisture Barrier

CAL133

OPTIONS:

Motion Package - WF

Available for any single seat, non-wedge only.
Casters on front legs, wood feet on back, handle on seat back

Motion Package - MF

Available for any single seat, non-wedge only.
Casters on front legs, metal feet on back, handle on seat back

Select:

Column

Metal (tbd)

Tablet Arm

Mechanism finish

Tablet HPL finish

12"Dia. X 3/4" Thick, 27"h when attached
Black or silver
Any standard laminate

Metal Feet

Select:

Column

Metal (tbd)

Casters

Set of 4zz: (2) Locking and (2) Non-Locking

NOTE: Specify finishes for legs.

Prices below are for standard finishes.
 Please specify when ordering: Clear, Medium Oak, Walnut, Boston Cherry, Mission or Natural Cherry.

Model No.	Carton	COM	1	2	3	4	5	6	7	8	9	10	11
SF6201	35	827	902	940	1001	1048	1109	1170	1250	1344	1438	1532	1626

MOISBAR 100

CAL133 180

MPWF 85

MPMF 135

TABLETARM 250

METALFEET 120

CASTERS 45



S

A

U

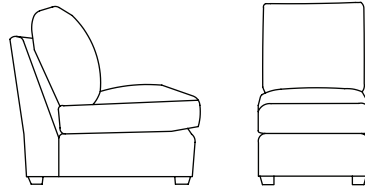
G

U

S

SF6001 *Saugus Chair*

36"d x 30"w x 34"h
Seat Ht. 18"



SF6001

Fully upholstered with solid hardwood and hardwood ply interior frames. Seat cushions are made of flame retardant, high-resiliency foam over arched tempered sinuous springs. Seat cushions with removable covers are secured with elastic straps that disengage for maintenance.
Weight 65. Yardage 6.5.

MOISBAR *Moisture Barrier*


Provided for seats, backs and arms of units.

CAL133 *California 133*

For any fabric selected with California 133.

SF6002 *Saugus Two-Seat Sofa*

36"d x 45"w x 34"h
Seat Ht. 18"



SF6002

Two-seat sofa, details as above.
Weight 90. Yardage 8.

MOISBAR *Moisture Barrier*


Provided for seats, backs and arms of units.

CAL133 *California 133*

For any fabric selected with California 133.

SF6003 *Saugus Three-Seat Sofa*

36"d x 66.5"w x 34"h
Seat Ht. 18"



SF6003

Three-seat sofa, details as above.
Weight 115. Yardage 11.5.

MOISBAR *Moisture Barrier*


Provided for seats, backs and arms of units.

CAL133 *California 133*

For any fabric selected with California 133.

SF6006 *Saugus Wedge Chair*

36"d x 36"w x 34"h
Seat Ht. 18"



SF6006

Wedge Chair, details as above.
Weight 65. Yardage 6.5.

MOISBAR *Moisture Barrier*

Provided for seats, backs and arms of units.

CAL133 *California 133*

For any fabric selected with California 133.

NOTE: *Specify finishes for legs.*

Prices below are for standard finishes.
 Please specify when ordering: Clear, Medium Oak, Walnut, Boston Cherry, Mission or Natural Cherry.


Model No.	Carton	COM	1	2	3	4	5	6	7	8	9	10	11
SF6001	35	925	1033	1088	1176	1243	1331	1420	1535	1671	1807	1943	2078
MOISBAR	138												
CAL133	385												
SF6002	45	1298	1455	1534	1663	1762	1890	2018	2186	2384	2581	2778	2976
MOISBAR	200												
CAL133	560												
SF6003	57	1575	1801	1915	2099	2242	2426	2610	2852	3135	3419	3702	3987
MOISBAR	288												
CAL133	805												
SF6006	57	1042	1170	1235	1339	1419	1524	1628	1764	1924	2084	2245	2406
MOISBAR	138												
CAL133	385												



COMMON AREA CHAIRS

CHS31 *Wright Chair*

20"d x 17.75"w x 32.5"h
Seat Ht. 19"




CHS31

Constructed of solid beech.
Weight 12.

CHS31US *Wright Chair with Upholstered Seat*

20"d x 17.75"w x 32.5"h
Seat Ht. 19.5"



CHS31US

Constructed of solid beech, seat upholstered over molded foam.
Weight 12. Yardage 1/3.

MOISBAR *Moisture Barrier*


Provided for seat only.

CAL133 *California 133*

For any fabric selected with California 133.

CHS34 *Wright Stool, Counter Height*

20"d x 17.75"w x 37.75"h
Seat Ht. 24"




CHS34

Constructed of solid beech.
Weight 15.

CHS34US *Wright Stool, Counter Height with Upholstered Seat*

20"d x 17.75"w x 37.75"h
Seat Ht. 25.5"



CHS34US

Constructed of solid beech, seat upholstered over molded foam.
Weight 15. Yardage 1/3.

MOISBAR *Moisture Barrier*

Provided for seat only.

CAL133 *California 133*

For any fabric selected with California 133.

Prices below are for standard finishes.
Please specify when ordering: Clear, Medium Oak, Walnut, Boston Cherry, Mission or Natural Cherry.


Model No.	Carton	COM	1	2	3	4	5	6	7	8	9	10	11
CHS31	16	259											
CHS31US	16	328	333	335	339	343	348	352	357	364	372	378	384
MOISBAR		8											
CAL133		13											
CHS34	16	415											
MOISBAR		8											
CAL133		13											
CHS34US	16	443	447	450	456	459	463	466	473	480	486	494	500
MOISBAR		8											
CAL133		13											



COMMON AREA CHAIRS

CHS21 *Ava Chair*

20½"d x 18"w x 35.5"h
Seat Ht. 18"



CHS21

Constructed of solid beech, seat upholstered over molded foam.
Weight 16. Yardage ⅓.

MOISBAR *Moisture Barrier*


Provided for seat only.

CAL133 *California 133*

For any fabric selected with California 133.

CHS24 *Ava Stool, counter Height*

20½"d x 17.5"w x 42.25"h
Seat Ht. 25.5"



CHS24

Constructed of solid beech, seat upholstered over molded foam.
Weight 19. Yardage ⅓.

MOISBAR *Moisture Barrier*


Provided for seat only.

CAL133 *California 133*

For any fabric selected with California 133.

CHS11 *Shaker School Chair*

19.75"d x 18.5"w x 35"h
Seat Ht. 17.75"



CHS11

Constructed of solid oak.
Weight 17.

Prices below are for standard finishes.
Please specify when ordering: Clear, Medium Oak, Walnut, Boston Cherry, Mission or Natural Cherry.

Model No.	Carton	COM	1	2	3	4	5	6	7	8	9	10	11
CHS21	16	515	522	525	530	540	541	544	552	560	569	576	585

MOISBAR	8
CAL133	13

CHS24	16	531	538	542	547	551	558	561	568	576	585	592	601
--------------	----	-----	-----	-----	-----	-----	-----	-----	-----	-----	-----	-----	-----

MOISBAR	8
CAL133	13

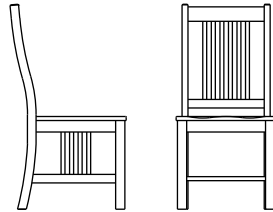
CHS11	16	346
--------------	----	-----



COMMON AREA CHAIRS

MS281 Mission Side Chair, All Wood

22.25"d x 19"w x 39"h
Seat Ht. 17.75"

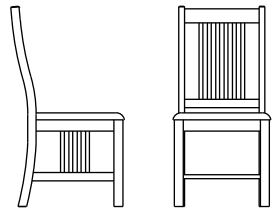


MS281

Constructed of solid quarter-sawn oak.
Weight 19.

MS281US Mission Side Chair,
Upholstered Seat

22.25"d x 19"w x 39"h
Seat Ht. 18.5"



MS281US

Constructed of solid quarter-sawn oak, seat upholstered over molded foam.
Weight 19. Yardage 1/3.

MOISBAR Moisture Barrier


Provided for seat only.

CAL133 California 133

For any fabric selected with California 133.

MS282 Mission Arm Chair

22.5"d x 24.5"w x 41.5"h
Seat Ht. 17.75" Arm Ht. 25"




MS282

Constructed of solid quarter-sawn oak.
Weight 21.

MS282US Mission Arm Chair,
Upholstered Seat

22.5"d x 24.5"w x 41.5"h
Seat Ht. 18.5" Arm Ht. 25"



MS282US

Constructed of solid quarter-sawn oak, seat upholstered over molded foam.
Weight 21. Yardage 1/3.

MOISBAR Moisture Barrier

Provided for seat only.

CAL133 California 133

For any fabric selected with California 133.

Prices below are for standard finishes.
Please specify when ordering: Natural, Medium Oak, Walnut, Boston Cherry, Mission or Natural Cherry.

Model No.	Carton	COM	1	2	3	4	5	6	7	8	9	10	11
MS281	16	410											
MS281US	16	385	392	395	399	403	410	415	421	428	438	445	455
MOISBAR		8											
CAL133		12											
MS282	16	508											
MS282US	16	523	528	531	537	542	547	552	559	567	575	583	592
MOISBAR		8											
CAL133		12											



M

A

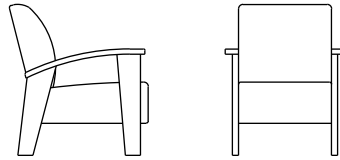
R

C

O

SF8101 *Marco Chair*

32"d x 28"w x 35"h
Seat Ht. 19" Arm Ht. 24.5"



SF8101

All exposed wood is solid beech. Interior frame is hardwood and hardwood ply. Upholstered with flame retardant, dacron covered, high-resiliency foam over arched, tempered sinuous wire springs. Field replaceable arms, zippered back allows access to bolts without removing upholstery. Discrete pass-through between seat and back for easy maintenance.
Weight 75. Yardage 2.25.

MOISBAR *Moisture Barrier*

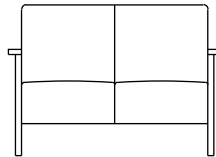
Provided for seat and backs of units.

CAL133 *California 133*

For any fabric selected with California 133.

SF8102 *Marco Two-Seat Sofa*

32"d x 49"w x 35"h
Seat Ht. 19" Arm Ht. 24.5"



SF8102

Two-seat sofa, details as above.
Weight 100. Yardage 4.5.

MOISBAR *Moisture Barrier*

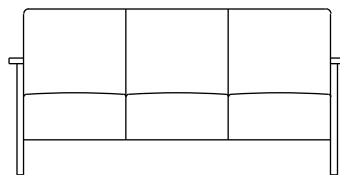
Provided for seat and backs of units.

CAL133 *California 133*

For any fabric selected with California 133.

SF8103 *Marco Three-Seat Sofa*

32"d x 69"w x 35"h
Seat Ht. 19" Arm Ht. 24.5"



SF8103

Three-seat sofa, details as above.
Weight 125. Yardage 6.75.

MOISBAR *Moisture Barrier*

Provided for seat and backs of units.

CAL133 *California 133*

For any fabric selected with California 133.

Prices below are for standard finishes.
Please specify when ordering: Clear, Medium Oak, Walnut, Boston Cherry, Mission or Natural Cherry.

Model No.	Carton	COM	1	2	3	4	5	6	7	8	9	10	11
SF8101	35	836	881	903	939	967	1003	1038	1086	1152	1197	1253	1308

MOISBAR	56
CAL133	90

SF8102	45	1046	1135	1179	1252	1307	1380	1451	1546	1657	1768	1878	1990
---------------	----	------	------	------	------	------	------	------	------	------	------	------	------

MOISBAR	113
CAL133	180

SF8103	57	1252	1385	1452	1560	1643	1751	1860	2001	2168	2335	2501	2668
---------------	----	------	------	------	------	------	------	------	------	------	------	------	------

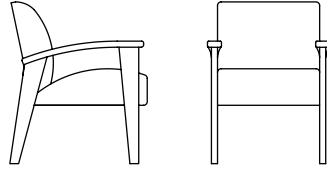
MOISBAR	169
CAL133	270



MARCO PUBLIC AREA SEATING

MM101 *Marco Public Area Seating Chair*

28"d x 25.25"w x 33.25"h
Seat Ht. 19.5" Arm Ht. 25.25"



MM101

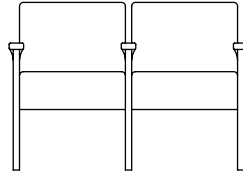
All exposed wood is solid Beech. Interior frame is hardwood and hardwood ply. Upholstered with flame retardant, dacron covered, high-resiliency foam over arched, tempered sinuous wire springs. Field replaceable arms, zippered back allows access to bolts without removing upholstery. Discrete pass-through between seat and back for easy maintenance. Weight 25. Yardage 2.

MOISBAR *Moisture Barrier* **CAL133** *California 133*

Provided for seat and backs of units.
For any fabric selected with California 133.

MM102 *Marco Public Area Seating 2-Seat*

28"d x 47.5"w x 33.25"h
Seat Ht. 19.5" Arm Ht. 25.25"



MM102

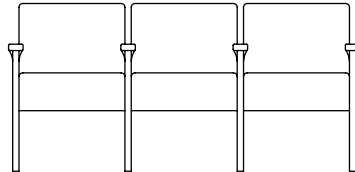
Two seat unit, details as above.
Weight 45. Yardage 4.

MOISBAR *Moisture Barrier* **CAL133** *California 133*

Provided for seat and backs of units.
For any fabric selected with California 133.

MM103 *Marco Public Area Seating 3-Seat*

28"d x 69.75"w x 33.25"h
Seat Ht. 19.5" Arm Ht. 25.25"



MM103

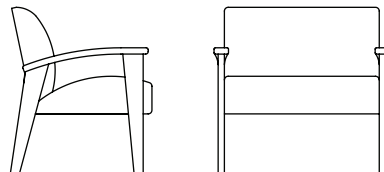
Three seat unit, details as above.
Weight 65. Yardage 6.

MOISBAR *Moisture Barrier* **CAL133** *California 133*

Provided for seat and backs of units.
For any fabric selected with California 133.

MM301 *Marco Public Area Seating Bariatric Chair*

28"d x 35"w x 33.25"h
Seat Ht. 19.5" Arm Ht. 25.25"



MM301

All exposed wood is solid Beech. Interior frame is hardwood and hardwood ply. Upholstered with flame retardant, dacron covered, high-resiliency foam over arched, tempered sinuous wire springs. Field replaceable arms, zippered back allows access to bolts without removing upholstery. Discrete pass-through between seat and back for easy maintenance. Dimensions and structure engineered for Bariatric use. Plywood deck is attached to heavy duty steel frame. Weight 45. Yardage 2.5.

MOISBAR *Moisture Barrier* **CAL133** *California 133*

Provided for seat and backs of units.
For any fabric selected with California 133.

Prices below are for standard finishes.
Please specify when ordering: Clear, Medium Oak, Walnut, Boston Cherry, Mission or Natural Cherry.

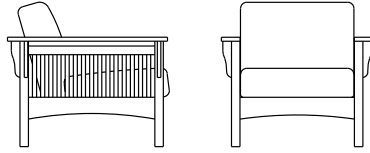
Model No.	Carton	COM	1	2	3	4	5	6	7	8	9	10	11
MM101	34	718	758	778	810	835	866	899	941	990	1040	1089	1138
MOISBAR CAL133		56 90											
MM102	44	1340	1419	1457	1521	1571	1636	1700	1784	1883	1981	2080	2179
MOISBAR CAL133		113 180											
MM103	56	1954	2072	2132	2227	2302	2397	2494	2620	2768	2916	3064	3212
MOISBAR CAL133		169 270											
MM301		809	857	882	922	953	993	1033	1086	1148	1209	1271	1332
MOISBAR CAL133		63 100											



MISSION LOUNGE

MS101 Mission Chair

33.5"d x 31.25"w x 29.5"h
Seat Ht. 15.5" Arm Ht. 22.5"
Arm Width 4"



MS101

Constructed of solid quarter-sawn oak with upholstered one-piece seat/back frame. Doweled and glued joinery, reinforced with metal-to-metal fastening hardware. Arm frames mortised and tenoned. Upholstered with 2" of dacron over 4½" high resiliency foam on sinuous wire spring seat. Weight 61. Yardage 2.

MS101V Mission Chair w/Velcro Cover

33.5"d x 31.25"w x 29.5"h
Seat Ht. 15.5" Arm Ht. 22.5"
Arm Width 4"

Details as above. Back and seat cushions feature Velcro attached upholstery. Weight 61. Yardage 2.

MOISBAR Moisture Barrier

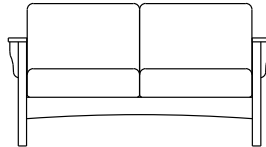
Provided for seats and backs of units.

CAL133 California 133

For any fabric selected with California 133.

MS102 Mission Two-Seat Sofa

33.5"d x 54.75"w x 29.5"h
Seat Ht. 15.5" Arm Ht. 22.5"
Arm Width 4"



MS102

Two-seat sofa, details as above. Weight 82. Yardage 4.

MS102V Mission Two-Seat Sofa with Velcro Covers

33.5"d x 54.75"w x 29.5"h
Seat Ht. 15.5" Arm Ht. 22.5"
Arm Width 4"

Two-seat sofa, details as above. Back and seat cushions feature Velcro attached upholstery. Weight 82. Yardage 4.

MOISBAR Moisture Barrier

Provided for seats and backs of units.

CAL133 California 133

For any fabric selected with California 133.

Prices below are for standard finishes.
Please specify when ordering: Natural, Medium Oak, Walnut, Boston Cherry, Mission or Natural Cherry.

Model No.	Carton	COM	1	2	3	4	5	6	7	8	9	10	11
MS101	35	1135	1174	1194	1226	1251	1283	1315	1357	1406	1455	1505	1554

MS101V	35	1206	1245	1265	1297	1322	1355	1386	1428	1477	1527	1576	1625
---------------	----	------	------	------	------	------	------	------	------	------	------	------	------

MOISBAR 50

CAL133 80

MS102	45	1603	1683	1722	1786	1835	1899	1965	2048	2146	2246	2249	2442
--------------	----	------	------	------	------	------	------	------	------	------	------	------	------

MS102V	45	1746	1825	1864	1929	1978	2042	2106	2190	2289	2388	2486	2585
---------------	----	------	------	------	------	------	------	------	------	------	------	------	------

MOISBAR 100

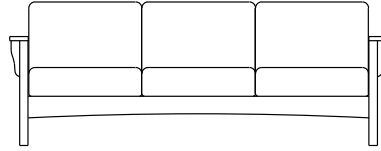
CAL133 160



M I S S I O N L O U N G E

MS103 *Mission Three-Seat Sofa*

33.5"d x 78.25"w x 29.5"h
Seat Ht. 15.5" Arm Ht. 22.5"
Arm Width 4"



MS103

Three-seat sofa, details as above.
Weight 110. Yardage 6.

MS103V *Mission Three-Seat Sofa
with Velcro Covers*

33.5"d x 78.25"w x 29.5"h
Seat Ht. 15.5" Arm Ht. 22.5"
Arm Width 4"

Three-seat sofa, details as above. Back and
seat cushions feature Velcro attached upholstery.
Weight 110. Yardage 6.

MOISBAR *Moisture Barrier*

Provided for seats and backs of units.

CAL133 *California 133*

For any fabric selected with California 133.

Prices below are for standard finishes.
Please specify when ordering: Natural, Medium Oak, Walnut, Boston Cherry, Mission or Natural Cherry.

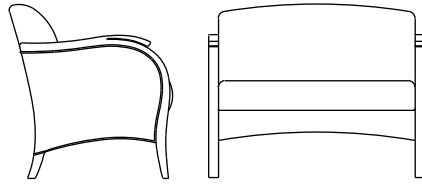
Model No.	Carton	COM	1	2	3	4	5	6	7	8	9	10	11
MS103	57	2074	2192	2251	2348	2422	2518	2615	2741	2889	3037	3185	3333
MS103V	57	2287	2406	2464	2561	2636	2731	2828	2954	3102	3250	3398	3546
MOISBAR		150											
CAL133		240											



ORSAY BARIATRIC SEATING

OS301 Orsay Bariatric Chair

30"d x 37"w x 31"h
Seat Ht. 17" Arm Ht. 26"



OS301

Dimensions and structure engineered for Bariatric use. All exposed wood is hardwood. Plywood deck is attached to a heavy duty steel frame. Seat and back cushions are made of flame retardant, high-resiliency foam. Exceeds 1000 lb static load and 450 lb drop tests. Weight 80. Yardage 6.5.

MOISBAR Moisture Barrier

Provided for both seats, backs and arms of units.

CAL133 California 133

For any fabric selected with California 133.

Prices below are for standard finishes.
Please specify when ordering: Clear, Medium Oak, Walnut, Boston Cherry, Mission or Natural Cherry.

Model No.	Carton	COM	1	2	3	4	5	6	7	8	9	10	11
OS301	45	1680	1808	1873	1977	2057	2162	2266	2402	2563	2723	2883	3044

MOISBAR 163

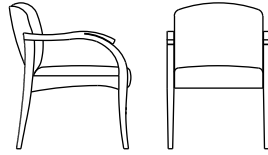
CAL133 260



ORSAY PUBLIC AREA SEATING

OS201 Orsay Chair

29.5"d x 23"w x 34"h
Seat Ht. 19" Arm Ht. 25"



OS201

Constructed of hardwood-ply interior frames. All exposed wood is hardwood. Seat cushions are made of flame retardant, high-resiliency foam with arched sinuous wire spring support. A discreet pass-through opening is concealed behind cushions for maintenance. Weight 45. Yardage 2.5.

MOISBAR Moisture Barrier

Provided for both seat and backs of units.

CAL133 California 133

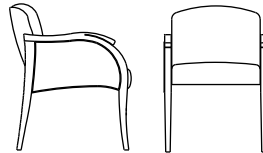
For any fabric selected with California 133.

VELCRO Seat Cover

Provided for seat(s) only.

OS201/AI Orsay Chair w/Arm Inserts

29.5"d x 23"w x 34"h
Seat Ht. 19" Arm Ht. 25"



OS201/AI

Details as above with upholstered arm inserts. Weight 45. Yardage 3.25.

MOISBAR Moisture Barrier

Provided for both seat and backs of units.

CAL133 California 133

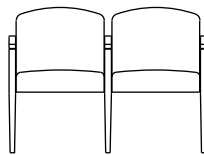
For any fabric selected with California 133.

VELCRO Seat Cover

Provided for seat(s) only.

OS202F Orsay Two-Seat w/Full Intervening Arm

29.5"d x 44.5"w x 34"h
Seat Ht. 19" Arm Ht. 25"



OS202F

Two-seat unit, details as above with full intervening arm. Weight 65. Yardage 5.

MOISBAR Moisture Barrier

Provided for both seat and backs of units.

CAL133 California 133

For any fabric selected with California 133.

VELCRO Seat Cover

Provided for seat(s) only.

Prices below are for standard finishes.
Please specify when ordering: Clear, Medium Oak, Walnut, Boston Cherry, Mission or Natural Cherry.

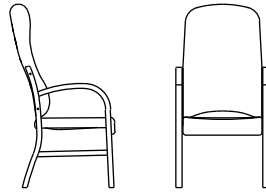
Model No.	Carton	COM	1	2	3	4	5	6	7	8	9	10	11
OS201	35	943	974	990	1015	1034	1059	1085	1118	1158	1196	1235	1275
MOISBAR		50											
CAL133		80											
VELCRO		42											
OS201/AI	35	956	996	1016	1050	1075	1108	1141	1184	1235	1285	1337	1387
MOISBAR		67											
CAL133		107											
VELCRO		42											
OS202F	45	1712	1776	1808	1860	1906	1953	2006	2074	2155	2234	2315	2396
MOISBAR		100											
CAL133		160											
VELCRO		83											



P A T I E N T C H A I R S

PC402 *Newport Patient Chair*

25.5"d x 23.5"w x 45"h
Seat Ht. 17.5" Arm Ht. 25.5"



PC402

Constructed of steam bent solid beech. Fully upholstered over dacron-wrapped flame retardant, high-resiliency foam. Back and seat are separated for easy cleaning. Weight 50. Yardage 2.5.

MOISBAR *Moisture Barrier*

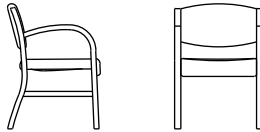
Provided for both seat and backs of units.

CAL133 *California 133*

For any fabric selected with California 133.

LS412 *Newport Arm Chair*

25"d x 20"w x 31"h
Seat Ht. 17.5" Arm Ht. 25.5"



LS412

Details same as PC402 above.
Weight 40. Yardage 1.

MOISBAR *Moisture Barrier*

Provided for seat only.

CAL133 *California 133*

For any fabric selected with California 133.

Prices below are for standard finishes.
Please specify when ordering: Clear, Medium Oak, Walnut, Boston Cherry, Mission or Natural Cherry.

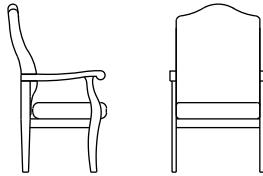
Model No.	Carton	COM	1	2	3	4	5	6	7	8	9	10	11
PC402	33	679	717	735	765	789	819	849	888	935	983	1029	1075
MOISBAR		63											
CAL133		100											
LS412	33	427	443	449	462	470	483	495	510	528	546	565	582
MOISBAR		25											
CAL133		40											



P A T I E N T C H A I R S

PC801 *Cambridge Camelback Patient Chair*

28.5"d x 23.25"w x 42.5"h
Seat Ht. 18" Arm Ht. 27"



PC801

Constructed of solid oak. Fully upholstered over dacron-wrapped flame retardant, high-resiliency foam. Back and seat are separated for easy cleaning. Weight 33. Yardage 2.

MOISBAR *Moisture Barrier*

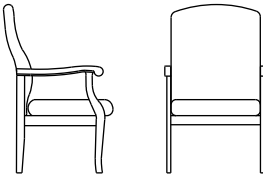
Provided for seats and backs of units.

CAL133 *California 133*

For any fabric selected with California 133.

PC881 *Cambridge Patient Chair*

28.5"d x 23.25"w x 42.5"h
Seat Ht. 18" Arm Ht. 27"



PC881

Details same as PC801 above. Weight 50. Yardage 2.

MOISBAR *Moisture Barrier*

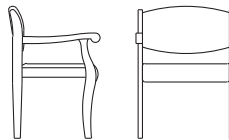
Provided for both seat and backs of units.

CAL133 *California 133*

For any fabric selected with California 133.

LS282 *Cambridge Arm Chair*

22"d x 22"w x 32"h
Seat Ht. 18" Arm Ht. 25.25"



LS282

Constructed of solid oak. Fully upholstered over dacron-wrapped flame retardant, high-resiliency foam. Weight 40. Yardage 1.

MOISBAR *Moisture Barrier*

Provided for seat only.

CAL133 *California 133*

For any fabric selected with California 133.

Prices below are for standard finishes.
Please specify when ordering: Natural, Medium Oak, Walnut, Boston Cherry, Mission or Natural Cherry.

Model No.	Carton	COM	1	2	3	4	5	6	7	8	9	10	11
PC801	33	778	810	824	851	869	896	905	953	992	1031	1071	1109

MOISBAR	50
CAL133	80

PC881	33	811	841	857	882	902	927	952	986	1024	1064	1103	1141
--------------	----	-----	-----	-----	-----	-----	-----	-----	-----	------	------	------	------

MOISBAR	50
CAL133	80

LS282	33	538	554	563	575	587	600	613	631	652	671	692	713
--------------	----	-----	-----	-----	-----	-----	-----	-----	-----	-----	-----	-----	-----


MOISBAR	20
CAL133	35



R O C K E R S

ROC01 *Olive's Chair*
Stable Base Rocker

29.25"d x 26"w x 45"h
Seat Ht. 17" Arm Ht. 27"



ROC01

Constructed of solid Beech. Patented mechanism with sealed ball bearing bushing, true rocker (not gliding) motion.
Weight 68.

ROC01SP *Olive's Chair*
Stable Base Rocker
with Side Panels on Base

29.25"d x 26"w x 45"h
Seat Ht. 17" Arm Ht. 27"

Details as above with veneer side panels.
Weight 70.

NOTE: Price includes cartoning charge.

ROC05 *Olive's Chair Ottoman*

19.5"d x 19"w x 15"h



ROC05

Constructed of solid Beech, with 3" upholstered cushion.
Weight 35. Yardage .75.

MOISBAR *Moisture Barrier*

Provided for cushion of units.

CAL133 *California 133*

For any fabric selected with California 133.

OPTIONS:

ROC01BCU *Rocker Back Cushion*

Yardage 1½. Foam Thickness 1".

CAL133 *California 133*

For any fabric selected with California 133.

ROC01SCU *Rocker Seat Cushion*

Yardage ¾. Foam Thickness 1".

MOISBAR *Moisture Barrier*

Provided for seat.

CAL133 *California 133*

For any fabric selected with California 133.

ROCOLOCK *Rocker Locking Mechanism*

Holds chair in fixed position for ease of transfer into-and-out-of chair.

Model No.	Carton	COM	1	2	3	4	5	6	7	8	9	10	11
-----------	--------	-----	---	---	---	---	---	---	---	---	---	----	----

ROC01

CLEAR		1090											
MEDIUM OAK		1105											
WALNUT		1105											
BOSTON CHERRY		1105											
NATURAL CHERRY		1105											
MISSION		1105											

ROC01SP

CLEAR		1108											
MEDIUM OAK		1124											
WALNUT		1124											
BOSTON CHERRY		1124											
NATURAL CHERRY		1124											
MISSION		1124											

ROC05 10

CLEAR	303	314	336	347	353	362	373	386	399	415	428	444
MEDIUM OAK	303	314	336	347	353	362	373	386	399	415	428	444
WALNUT	303	314	336	347	353	362	373	386	399	415	428	444
BOSTON CHERRY	303	314	336	347	353	362	373	386	399	415	428	444
NATURAL CHERRY	303	314	336	347	353	362	373	386	399	415	428	444
MISSION	303	314	336	347	353	362	373	386	399	415	428	444

MOISBAR 13

CAL133 20

ROC01BCU 161 182 193 210 223 240 257 279 306 332 358 384

CAL133 93

ROC01SCU 116 126 131 139 146 154 162 173 185 198 211 224

MOISBAR 17

CAL133 46


ROCOLOCK 105



R O C K E R S

ROC07 *Sunday Rocker*
Stable Base Rocker

28.5"d x 23.5"w x 44"h
Seat Ht. 17" Arm Ht. 27"



ROC07

Constructed of solid Beech. Patented mechanism with sealed ball bearing bushing, true rocker (no gliding) motion.
Weight 63.

OPTIONS:

ROC07BCU *Rocker Back Cushion*

Yardage 2. Foam Thickness 1".

CAL133 *California 133*

For any fabric selected with California 133.

ROC07SCU *Rocker Seat Cushion*

Yardage 1. Foam Thickness 1".

MOISBAR *Moisture Barrier*

Provided for seat.

CAL133 *California 133*

For any fabric selected with California 133.

Model No. Carton COM 1 2 3 4 5 6 7 8 9 10 11

ROC07

CLEAR 1116
 BOSTON CHERRY 1141
 NATURAL CHERRY 1141
 DARK MOCHA 1141

ROC07BCU 179 198 208 225 237 252 269 290 315 339 364 390

CAL133 140

ROC07SCU 129 140 147 156 163 173 183 195 211 225 240 255

MOISBAR 25

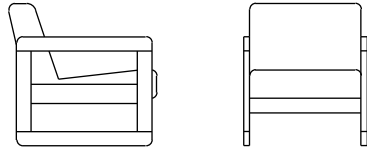
CAL133 70



PROFILE ROUNDER

PR01 Profile Rounder Chair

31"d x 26"w x 30"h
Seat Ht. 16" Arm Ht. 23"



PR01

Constructed of 1¼" solid oak with upholstered one-piece frame. Upholstered with 2" of dacron over 4½" high-resiliency foam on sinuous wire spring seat. Radiused corners. Weight 43. Yardage 2.

PR01V Profile Rounder Chair with Velcro Covers

31"d x 26"w x 30"h

Details as above. Back and seat cushions feature Velcro attached upholstery. Weight 43. Yardage 2.

MOISBAR Moisture Barrier

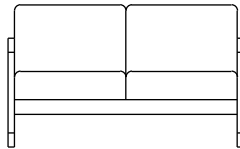
Provided for both seat and back of units.

CAL133 California 133

For any fabric selected with California 133.

PR02 Profile Rounder Two-Seat Sofa

31"d x 49.5"w x 30"h
Seat Ht. 16" Arm Ht. 23"



PR02

Two-seat sofa, details as above. Weight 65. Yardage 4.

PR02V Profile Rounder Two-Seat Sofa with Velcro Covers

31"d x 49.5"w x 30"h

Two-seat sofa, details as above. Back and seat cushions feature Velcro attached upholstery. Weight 65. Yardage 4.

MOISBAR Moisture Barrier

Provided for both seat and back of units.

CAL133 California 133

For any fabric selected with California 133.

Prices below are for standard finishes.
Please specify when ordering: Natural, Medium Oak, Walnut, Boston Cherry, Mission or Natural Cherry.

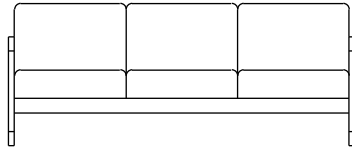
Model No.	Carton	COM	1	2	3	4	5	6	7	8	9	10	11
PR01	35	803	842	862	895	919	951	983	1025	1074	1124	1173	1222
PR01V	35	860	900	919	951	977	1008	1041	1083	1132	1181	1231	1280
MOISBAR		50											
CAL133		80											
PR02	45	1162	1241	1281	1345	1394	1458	1523	1607	1705	1804	1903	2001
PR02V	45	1289	1368	1408	1472	1521	1586	1650	1734	1832	1931	2030	2128
MOISBAR		100											
CAL133		160											



PROFILE ROUNDER

PR03 *Profile Rounder Three-Seat Sofa*

31"d x 73"w x 30"h
Seat Ht. 16" Arm Ht. 23"



PR03

Constructed of 1.25" solid oak with upholstered one-piece frame. Upholstered with 2" of dacron over 4.5" high-resiliency foam on sinuous wire spring seat. RADIUSED CORNERS. Weight 87. Yardage 6.

PR03V *Profile Rounder Three-Seat Sofa with Velcro Covers*

31"d x 73"w x 30"h

Three-seat sofa, details as above. Back and seat cushions feature Velcro attached upholstery. Weight 87. Yardage 6.

MOISBAR *Moisture Barrier*

Provided for both seat and back of units.

CAL133 *California 133*

For any fabric selected with California 133.

OPTIONS:

PR01CUSHJ *Replacement Cushion with Cover*

Yardage 2.

PR01CUSHJV *Replacement Cushion with Velcro Cover*

Yardage 2.

PRRSCOVV *Replacement Cushion Upholstery (Per Seat) Cover Only*

Only available for cushions with Velcro covers. Yardage 2.

MOISBAR *Moisture Barrier*

Provided for both seat and back of units.

CAL133 *California 133*

For any fabric selected with California 133.

Prices below are for standard finishes.
Please specify when ordering: Natural, Medium Oak, Walnut, Boston Cherry, Mission or Natural Cherry.

Model No.	Carton	COM	1	2	3	4	5	6	7	8	9	10	11
PR03	57	1495	1614	1673	1769	1844	1939	2036	2162	2310	2458	2606	2754
PR03V	57	1692	1810	1869	1966	2039	2136	2232	2358	2506	2654	2801	2951
MOISBAR		150											
CAL133		240											

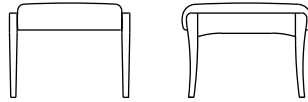
PR01CUSHJ		295	335	354	386	411	443	476	517	566	616	665	714
PR01CUSHJV		366	405	425	458	482	515	546	588	637	687	736	785
PRRSCOW	97	152	184	200	225	244	269	295	328	366	405	444	484
MOISBAR		50											
CAL133		80											



PUBLIC AREA SEATING BENCHES

PAS01 *Public Area Seating Bench with Cushion*

24.5"d x 23"w x 18"h



PAS01

Constructed of solid hardwood end assemblies. Individual seat cushions upholstered over high resiliency foam. Weight 23. Yardage .75.

MOISBAR *Moisture Barrier*

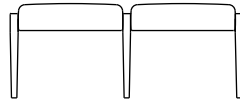
Provided for seat of unit.

CAL133 *California 133*

For any fabric selected with California 133.

PAS02 *Public Area Seating Bench with Two Cushions*

24.5"d x 44.5"w x 18"h



PAS02

Details as above. Weight 27. Yardage 1.5.

MOISBAR *Moisture Barrier*

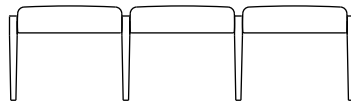
Provided for seats of unit.

CAL133 *California 133*

For any fabric selected with California 133.

PAS03 *Public Area Seating Bench with Three Cushions*

24.5"d x 66"w x 18"h



PAS03

Details as above. Weight 31. Yardage 2.25.

MOISBAR *Moisture Barrier*

Provided for seats of unit.

CAL133 *California 133*

For any fabric selected with California 133.

Prices below are for standard finishes.
Please specify when ordering: Clear, Medium Oak, Walnut, Boston Cherry, Mission or Natural Cherry.

Model No.	Carton	COM	1	2	3	4	5	6	7	8	9	10	11
PAS01	12	426	441	450	463	475	486	500	517	537	557	578	597

MOISBAR 16

CAL133 34

PAS02	26	794	824	842	867	888	916	935	975	1015	1055	1097	1141
--------------	----	-----	-----	-----	-----	-----	-----	-----	-----	------	------	------	------

MOISBAR 31

CAL133 68

PAS03	45	1121	1168	1194	1234	1264	1303	1343	1394	1455	1515	1578	1637
--------------	----	------	------	------	------	------	------	------	------	------	------	------	------

MOISBAR 47

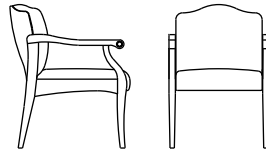
CAL133 101



RENAISSANCE PUBLIC AREA SEATING

RN101 *Renaissance Chair*

29.5"d x 23"w x 34"h
Seat Ht. 19" Arm Ht. 25"



RN101

Constructed of hardwood-ply interior frames. All exposed wood is hardwood. Seat cushions are made of flame retardant, high-resiliency foam with arched sinuous wire spring support. A discreet pass-through opening is concealed behind cushions for maintenance. Weight 45. Yardage 2.5.

MOISBAR *Moisture Barrier*

Provided for both seat and backs of units.

CAL133 *California 133*

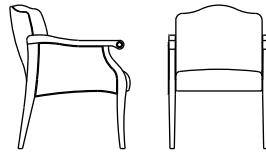
For any fabric selected with California 133.

VELCRO *Seat Cover*

Provided for seat(s) only.

RN101/AI *Renaissance Chair
w/Arm Inserts*

29.5"d x 23"w x 34"h
Seat Ht. 19" Arm Ht. 25"



RN101/AI

Details as above with upholstered arm inserts. Weight 45. Yardage 3.25.

MOISBAR *Moisture Barrier*

Provided for both seat and backs of units.

CAL133 *California 133*

For any fabric selected with California 133.

VELCRO *Seat Cover*

Provided for seat(s) only.

Prices below are for standard finishes.
Please specify when ordering: Clear, Medium Oak, Walnut, Boston Cherry, Mission or Natural Cherry.

Model No.	Carton	COM	1	2	3	4	5	6	7	8	9	10	11
RN101	35	977	1008	1024	1050	1068	1094	1119	1152	1192	1231	1269	1308

MOISBAR 42

CAL133 50

VELCRO 80

RN101/AI	35	1043	1086	1107	1142	1169	1204	1238	1284	1338	1391	1445	1498
-----------------	----	------	------	------	------	------	------	------	------	------	------	------	------

MOISBAR 62

CAL133 69

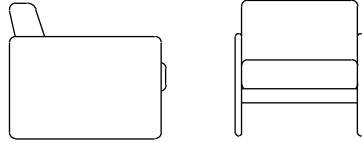
VELCRO 110



R O U N D E R

RS01 *Rounder Chair*

33"d x 27"w x 28.5"h
Seat Ht. 16" Arm Ht. 21.5"



RS01

Constructed of 1.75" oak butcherblock with upholstered one-piece frame. Upholstered with 2" of dacron over 4.5" high-resiliency foam on sinuous wire spring seat. Radiused corners and bullnose edging.
Weight 100. Yardage 2.

RS01V *Rounder Chair with Velcro Covers*

33"d x 27"w x 28.5"h

Details as above. Back and seat cushions feature Velcro attached upholstery.
Weight 100. Yardage 2.

MOISBAR *Moisture Barrier*

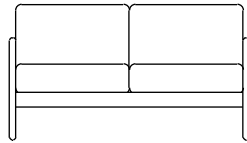
Provided for both seat and back of units.

CAL133 *California 133*

For any fabric selected with California 133.

RS02 *Rounder Two-Seat Sofa*

33"d x 50.5"w x 28.5"h
Seat Ht. 16" Arm Ht. 21.5"



RS02

Two-seat sofa, details as above.
Weight 140. Yardage 4.

RS02V *Rounder Two-Seat Sofa with Velcro Covers*

33"d x 50.5"w x 28.5"h

Details as above. Back and seat cushions feature Velcro attached upholstery.
Weight 140. Yardage 4.

MOISBAR *Moisture Barrier*

Provided for both seat and back of units.

CAL133 *California 133*

For any fabric selected with California 133.

Prices below are for standard finishes.
Please specify when ordering: Natural, Medium Oak, Walnut, Boston Cherry, Mission or Natural Cherry.

Model No.	Carton	COM	1	2	3	4	5	6	7	8	9	10	11
-----------	--------	-----	---	---	---	---	---	---	---	---	---	----	----

RS01	35	985	1025	1045	1076	1101	1133	1155	1208	1257	1306	1356	1405
-------------	----	-----	------	------	------	------	------	------	------	------	------	------	------

RS01V	35	1064	1104	1124	1155	1180	1212	1244	1286	1336	1385	1434	1484
--------------	----	------	------	------	------	------	------	------	------	------	------	------	------

MOISBAR	50
----------------	----

CAL133	80
---------------	----

RS02	45	1439	1517	1557	1621	1671	1735	1799	1883	1981	2080	2179	2277
-------------	----	------	------	------	------	------	------	------	------	------	------	------	------

RS02V	45	1577	1656	1696	1760	1809	1873	1937	2021	2120	2219	2317	2416
--------------	----	------	------	------	------	------	------	------	------	------	------	------	------

MOISBAR	100
----------------	-----

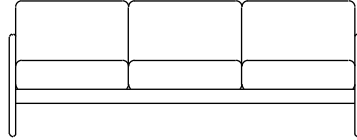
CAL133	160
---------------	-----



R O U N D E R

RS03 *Rounder Three-Seat Sofa*

33"d x 74"w x 28.5"h
Seat Ht. 16" Arm Ht. 21.5"



RS03

Three-seat sofa as above.
Weight 170. Yardage 6.

RS03V *Rounder Three-Seat Sofa
with Velcro Covers*

33"d x 74"w x 28.5"h

Details as above. Back and seat cushions feature
Velcro attached upholstery.
Weight 170. Yardage 6.

MOISBAR *Moisture Barrier*

Provided for seat and back of units.

CAL133 *California 133*

For any fabric selected with California 133.

OPTIONS:

PR01CUSHJ *Replacement Cushion
with Cover*

Yardage 2.

PR01CUSHJV *Replacement Cushion
with Velcro Cover*

Yardage 2.

PRRSCOVV *Replacement Cushion
Upholstery (Per Seat) Cover Only*

Only available for cushions with Velcro covers.
Yardage 2.

MOISBAR *Moisture Barrier*

Provided for both seat and back of units.

CAL133 *California 133*

For any fabric selected with California 133.

Prices below are for standard finishes.
Please specify when ordering: Natural, Medium Oak, Walnut, Boston Cherry, Mission or Natural Cherry.

Model No.	Carton	COM	1	2	3	4	5	6	7	8	9	10	11
RS03	57	1848	1967	2025	2122	2197	2292	2389	2515	2663	2811	2959	3107

RS03V	57	2075	2193	2252	2349	2422	2519	2616	2741	2889	3038	3185	3333
--------------	----	------	------	------	------	------	------	------	------	------	------	------	------

MOISBAR 150

CAL133 240

PR01CUSHJ	310	340	356	381	401	426	452	484	523	562	601	639
------------------	-----	-----	-----	-----	-----	-----	-----	-----	-----	-----	-----	-----

PR01CUSHJV	349	378	393	417	435	459	482	513	549	586	623	659
-------------------	-----	-----	-----	-----	-----	-----	-----	-----	-----	-----	-----	-----

PRRSCOVV	97	152	184	200	225	244	269	295	328	366	405	444	484
-----------------	----	-----	-----	-----	-----	-----	-----	-----	-----	-----	-----	-----	-----

MOISBAR 50

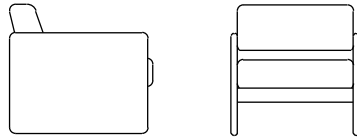
CAL133 80



REVERSIBLE ROUNDER

RSRC01 *Reversible Rounder Chair*

33"d x 27"w x 27.5"h
Seat Ht. 16" Arm Ht. 21.5"



RSRC01

Constructed of 1¾" oak butcherblock with upholstered one-piece frame. Upholstered with 2" of dacron over 4½" high-resiliency foam on sinuous wire spring seat. Separate, reversible back and seat cushions with removable upholstery. Radiused corners and bullnose edging. Weight 100. Yardage 2.

MOISBAR *Moisture Barrier*

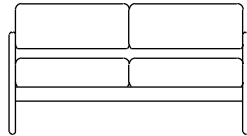
Provided for both seat and back of units.

CAL133 *California 133*

For any fabric selected with California 133.

RSRC02 *Reversible Rounder Two-Seat Sofa*

33"d x 50.5"w x 27.5"h
Seat Ht. 16" Arm Ht. 21.5"



RSRC02

Two-seat sofa, details as above. Weight 140. Yardage 4.

MOISBAR *Moisture Barrier*

Provided for both seat and back of units.

CAL133 *California 133*

For any fabric selected with California 133.

Prices below are for standard finishes.
Please specify when ordering: Natural, Medium Oak, Walnut, Boston Cherry, Mission or Natural Cherry.

Model No.	Carton	COM	1	2	3	4	5	6	7	8	9	10	11
RSRC01	35	1121	1162	1182	1215	1239	1272	1303	1345	1394	1444	1493	1542

MOISBAR	50
CAL133	80

RSRC02	45	1701	1780	1820	1884	1933	1997	2061	2145	2244	2343	2441	2540
---------------	----	------	------	------	------	------	------	------	------	------	------	------	------

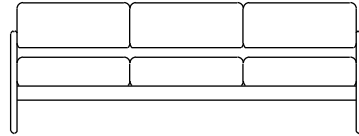
MOISBAR	100
CAL133	160



REVERSIBLE ROUNDER

RSRC03 *Reversible Rounder*
Three-Seat Sofa

33"d x 74"w x 27.5"h
Seat Ht. 16" Arm Ht. 21.5"



RSRC03

Three-seat sofa, details as above.
Weight 170. Yardage 6.

MOISBAR *Moisture Barrier*

Provided for both seat and back of units.

CAL133 *California 133*

For any fabric selected with California 133.

OPTIONS:

RSRCBSCV *Replacement Back Cover*

Yardage 1.

RSRCBCUSHJ *Replacement Back Cushion*
with Cover

Yardage 1.

RSRCSCUSHJ *Replacement Seat Cushion*
with Cover

Yardage 1.

RSRCSSCV *Replacement Seat Cover*

Yardage 1.

CAL133 *California 133*

For any fabric selected with California 133.

MOISBAR *Moisture Barrier*

Provided for both seat and back of units.

Prices below are for standard finishes.
Please specify when ordering: Natural, Medium Oak, Walnut, Boston Cherry, Mission or Natural Cherry.

Model No.	Carton	COM	1	2	3	4	5	6	7	8	9	10	11
RSRC03	57	2238	2356	2415	2512	2586	2682	2778	2904	3052	3200	3348	3497

MOISBAR	150
CAL133	240

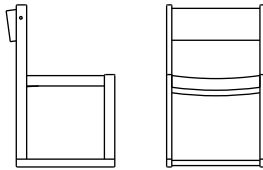
RSRCBSCV	114	130	139	151	161	174	187	204	225	243	263	282
RSRCBCUSHJ	179	193	201	213	223	235	247	264	282	301	320	339
RSRCSCUSHJ	210	228	230	251	263	277	292	311	333	355	377	400
RSRCSSCV	114	132	141	155	166	181	194	213	235	257	279	301
CAL133	25											
MOISBAR	80											



SIDE & STACK CHAIRS

LS01 Side Chair

20.5"d x 19"w x 31.25"h
Seat Ht. 17.5

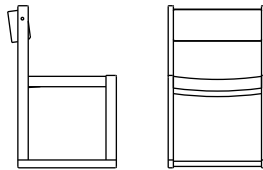


LS01

Constructed of solid oak, molded plywood seat and back, sleigh base.
Weight 16.

LS01UB Side Chair

20.5"d x 19"w x 31.25"h
Seat Ht. 17.5



LS01UB

Details as above, with upholstered back.
Weight 16. Yardage 1/6.

MOISBAR Moisture Barrier

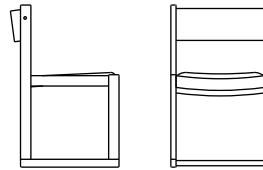
Provided for back only.

CAL133 California 133

For any fabric selected with California 133.

LS01US Side Chair

20.5"d x 19"w x 31.25"h
Seat Ht. 17.5



LS01US

Details as above, with upholstered seat.
Weight 16. Yardage 1/3.

MOISBAR Moisture Barrier


Provided for seat only.

CAL133 California 133

For any fabric selected with California 133.

LS01UBS Side Chair

20.5"d x 19"w x 31.25"h
Seat Ht. 17.5



LS01UBS

Details as above, with upholstered back and seat.
Weight 16. Yardage 1/2.

MOISBAR Moisture Barrier

Provided for seat only.

CAL133 California 133

For any fabric selected with California 133.

Prices below are for standard finishes.
Please specify when ordering: Natural, Medium Oak, Walnut, Boston Cherry, Mission or Natural Cherry.

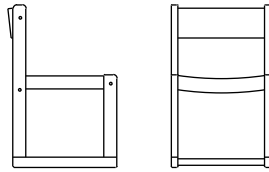
Model No.	Carton	COM	1	2	3	4	5	6	7	8	9	10	11
LS01	12	312											
LS01UB	12	369	372	373	375	377	379	381	383	387	391	394	399
MOISBAR		4											
CAL133		7											
LS01US	12	342	349	352	357	360	366	372	379	387	396	403	413
MOISBAR		8											
CAL133		13											
LS01UBS	12	371	378	382	390	395	401	408	417	426	437	446	458
MOISBAR		13											
CAL133		20											



SIDE & STACK CHAIRS

LS01HD Side Chair - Heavy Duty

21.5"d x 19.5"w x 31.25"h
Seat Ht. 17.5"

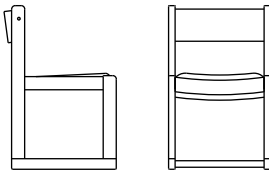


LS01HD

Constructed of solid oak, molded plywood seat and back, sleigh base.
Weight 20.

LS01HDUS Side Chair - Heavy Duty

21.5"d x 19.5"w x 31.25"h
Seat Ht. 17.5"



LS01HDUS

Details as above, with upholstered seat.
Weight 20. Yardage .5.

MOISBAR Moisture Barrier

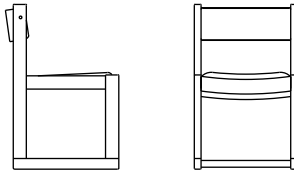
Provided for seat only.

CAL133 California 133

For any fabric selected with California 133.

LS01HDUBS Side Chair - Heavy Duty

21.5"d x 19.5"w x 31.25"h
Seat Ht. 17.5"



LS01HDUBS

Constructed of solid oak with upholstered seat and back, sleigh base.
Weight 20. Yardage .75.

MOISBAR Moisture Barrier

Provided for seat only.

CAL133 California 133

For any fabric selected with California 133.

Prices below are for standard finishes.
Please specify when ordering: Natural, Medium Oak, Walnut, Boston Cherry, Mission or Natural Cherry.

Model No. Carton COM 1 2 3 4 5 6 7 8 9 10 11

LS01HD 12 428

LS01HDUS 12 398 406 412 418 422 428 436 444 456 465 476 485

MOISBAR 8

CAL133 13

LS01HDUBS 12 465 475 479 485 490 499 509 515 526 537 546 559

MOISBAR 13

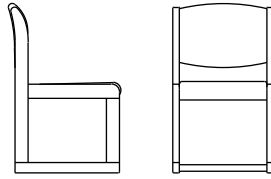
CAL133 20



SIDE & STACK CHAIRS

LS241 Groton Side Chair

21.5"d x 19"w x 31.5"h
Seat Ht. 18"



LS241

Constructed of solid oak. 1½" high-resiliency foam over molded plywood, waterfall seat and compound curve back sleigh base. Weight 20. Yardage 1.

MOISBAR Moisture Barrier

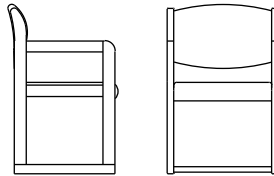
Provided for seat only.

CAL133 California 133

For any fabric selected with California 133.

LS242 Groton Arm Chair

21.5"d x 21"w x 31.5"h
Seat Ht. 18" Arm Ht. 25.5"



LS242

Details as above.
Weight 23. Yardage 1.

MOISBAR Moisture Barrier

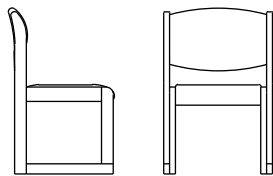
Provided for seat only.

CAL133 California 133

For any fabric selected with California 133.

LS248 Groton Stacking Side Chair

23"d x 21.5"w x 32.25"h
Seat Ht. 18"



LS248

Details as above stacks five high.
Weight 20. Yardage 1.

MOISBAR Moisture Barrier

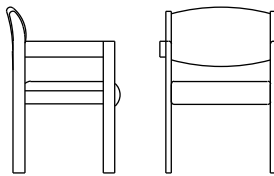
Provided for seat only.

CAL133 California 133

For any fabric selected with California 133.

LS249 Groton Stacking Arm Chair

23"d x 24"w x 32.25"h
Seat Ht. 18" Arm Ht. 25.5"



LS249

Details as above stacks five high.
Weight 23. Yardage 1.

MOISBAR Moisture Barrier

Provided for seat only.

CAL133 California 133

For any fabric selected with California 133.

Note: Option for all Side & Stack Chairs

GLIDE5

Plastic Glide

Prices below are for standard finishes.
Please specify when ordering: Natural, Medium Oak, Walnut, Boston Cherry, Mission or Natural Cherry.

Model No.	Carton	COM	1	2	3	4	5	6	7	8	9	10	11
LS241	26	422	438	445	459	468	482	494	511	531	551	571	591
MOISBAR		25											
CAL133		40											
LS242	26	433	447	456	468	479	490	504	521	541	560	580	600
MOISBAR		25											
CAL133		40											
LS248	26	513	530	539	553	565	578	592	610	632	633	675	696
MOISBAR		25											
CAL133		40											
LS249	26	548	566	574	589	600	614	629	647	670	692	714	736
MOISBAR		25											
CAL133		40											
GLIDE5		5											

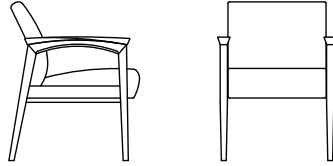


S O M E R S E T P U B L I C A R E A S E A T I N G

Note: A detailed furniture layout/floor plan in plan view must be provided for all ganged seating and connecting tables.

SM101 Somerset Public Area Seating Chair

27" d x 24.5"w x 32.75"h
Seat Ht. 19" Arm Ht. 25.5"



SM101

Totally modular components featuring solid beech external frame and solid hardwood internal frame. Cushions feature high resiliency foam over arched tempered sinuous springs. Weight 30. Yardage 2.25.

MOISBAR Moisture Barrier

Provided for seat only.

CAL133 California 133

For any fabric selected with California 133.

OPTIONS:

SMSTCOV Replacement Seat Cover

Provided for seat(s) only.

MOISBAR Moisture Barrier

Provided for seat only.

CAL133 California 133

For any fabric selected with California 133.

SMBKCOV Replacement Back Cover

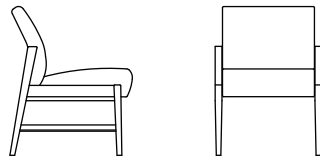
Provided for back(s) only.

CAL133 California 133

For any fabric selected with California 133.

SM101N Somerset Public Area Seating Chair, No Arms

27" d x 23.5"w x 32.75"h
Seat Ht. 19"



SM101N

Details as above, no arms. Weight 25. Yardage 2.25.

MOISBAR Moisture Barrier

Provided for seat only.

CAL133 California 133

For any fabric selected with California 133.

OPTIONS:

SMSTCOV Replacement Seat Cover

Provided for seat(s) only.

MOISBAR Moisture Barrier

Provided for seat only.

CAL133 California 133

For any fabric selected with California 133.

SMBKCOV Replacement Back Cover

Provided for back(s) only.

CAL133 California 133

For any fabric selected with California 133.

Prices below are for standard finishes.
Please specify when ordering: Clear, Medium Oak, Walnut, Boston Cherry, Mission, or Natural Cherry.

Model No.	Carton	COM	1	2	3	4	5	6	7	8	9	10	11
SM101	34	837	864	878	900	918	940	962	991	1026	1061	1095	1130
MOISBAR		63											
CAL133		100											
SMSTCOV		48	109	117	128	138	149	162	176	195	213	231	250
MOISBAR		25											
CAL133		40											
SMBKCOV		134	155	167	185	198	216	234	257	285	312	339	366
CAL133		50											
SM101N	34	790	818	832	854	872	894	916	945	980	1014	1049	1089
MOISBAR		56											
CAL133		90											
SMSTCOV		95	109	117	128	138	149	162	176	195	213	231	250
MOISBAR		25											
CAL133		40											
SMBKCOV		134	155	167	185	198	216	234	257	285	312	339	366
CAL133		50											




S O M E R S E T P U B L I C A R E A S E A T I N G

Note: A detailed furniture layout/floor plan in plan view must be provided for all ganged seating and connecting tables.

SM101HB Somerset Public Area Seating High Back Chair

27" d x 24.5"w x 38.75"h
Seat Ht. 19" Arm Ht. 25.5"



SM101HB

High back chair, totally modular components featuring solid beech external frame and solid hardwood internal frame. Cushions feature high resiliency foam over arched tempered sinuous springs. Weight 48. Yardage 2.25.

MOISBAR Moisture Barrier

Provided for seat only.

CAL133 California 133

For any fabric selected with California 133.

OPTIONS:

SMSTCOV Replacement Seat Cover

Provided for seat(s) only.

MOISBAR Moisture Barrier

Provided for seat only.

CAL133 California 133

For any fabric selected with California 133.

SMHBBKCOV Replacement High Back Cover

Provided for back(s) only.

CAL133 California 133

For any fabric selected with California 133.

Prices below are for standard finishes.
Please specify when ordering: Clear, Medium Oak, Walnut, Boston Cherry, Mission, or Natural Cherry.

Model No.	Carton	COM	1	2	3	4	5	6	7	8	9	10	11
SM101HB	44	870	898	911	933	951	973	995	1025	1059	1094	1129	1163
MOISBAR		56											
CAL133		90											
SMSTCOV		95	109	117	128	138	149	162	176	195	213	231	250
MOISBAR		25											
CAL133		40											
SMBKCOV		134	155	167	185	198	216	234	257	285	312	339	366
CAL133		50											

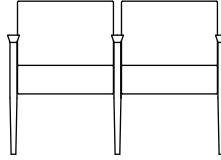


S O M E R S E T P U B L I C A R E A S E A T I N G

Note: A detailed furniture layout/floor plan in plan view must be provided for all ganged seating and connecting tables.

SM102 Somerset Public Area
Seating 2-Seat

27" d x 47"w x 32.75"h
Seat Ht. 19" Arm Ht. 25.5"



SM102

Two seat unit, totally modular components featuring solid beech external frame and solid hardwood internal frame. Cushions feature high resiliency foam over arched tempered sinuous springs. Weight 65. Yardage 4.5.

MOISBAR Moisture Barrier

Provided for seat only.

CAL133 California 133

For any fabric selected with California 133.

OPTIONS:

SMSTCOV Replacement Seat Cover

Provided for seat(s) only.

MOISBAR Moisture Barrier

Provided for seat only.

CAL133 California 133

For any fabric selected with California 133.

SMBKCOV Replacement Back Cover

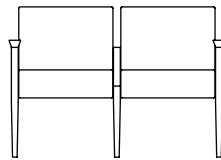
Provided for back(s) only.

CAL133 California 133

For any fabric selected with California 133.

SM102NI Somerset Public Area
Seating 2-Seat,
No Intervening Arms

27" d x 47"w x 32.75"h
Seat Ht. 19" Arm Ht. 25.5"



SM102NI

Two seat unit, details as above with no intervening arms. Weight 65. Yardage 4.5.

MOISBAR Moisture Barrier

Provided for seat only.

CAL133 California 133

For any fabric selected with California 133.

OPTIONS:

SMSTCOV Replacement Seat Cover

Provided for seat(s) only.

MOISBAR Moisture Barrier

Provided for seat only.

CAL133 California 133

For any fabric selected with California 133.

SMBKCOV Replacement Back Cover

Provided for back(s) only.

CAL133 California 133

For any fabric selected with California 133.

Prices below are for standard finishes.
Please specify when ordering: Clear, Medium Oak, Walnut, Boston Cherry, Mission, or Natural Cherry.

Model No.	Carton	COM	1	2	3	4	5	6	7	8	9	10	11
SM102	44	1548	1603	1631	1676	1710	1756	1801	1860	1929	1998	2067	2137
MOISBAR		113											
CAL133		180											
SMSTCOV MOISBAR CAL133		95 25 40	109	117	128	138	149	162	176	195	213	231	250
SMBKCOV CAL133		134 50	155	167	185	195	216	234	257	285	312	339	366
SM102NI	44	1532	1588	1615	1660	1695	1740	1785	1844	1913	1982	2052	2121
MOISBAR		113											
CAL133		180											
SMSTCOV MOISBAR CAL133		95 25 40	109	117	128	138	149	162	176	195	213	231	250
SMBKCOV CAL133		134 50	155	167	185	195	216	234	257	285	312	339	366

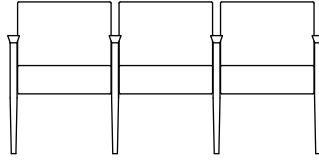


S O M E R S E T P U B L I C A R E A S E A T I N G

Note: A detailed furniture layout/floor plan in plan view must be provided for all ganged seating and connecting tables.

SM103 Somerset Public Area Seating 3-Seat

27" d x 68.25"w x 32.75"h
Seat Ht. 19" Arm Ht. 25.5"



SM103

Three seat unit, totally modular components featuring solid beech external frame and solid hardwood internal frame. Cushions feature high resiliency foam over arched tempered sinuous springs. Weight 85. Yardage 6.75.

MOISBAR Moisture Barrier

Provided for seat only.

CAL133 California 133

For any fabric selected with California 133.

OPTIONS:

SMSTCOV Replacement Seat Cover

Provided for seat(s) only.

MOISBAR Moisture Barrier

Provided for seat only.

CAL133 California 133

For any fabric selected with California 133.

SMBKCOV Replacement Back Cover

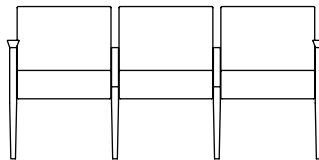
Provided for back(s) only.

CAL133 California 133

For any fabric selected with California 133.

SM103NI Somerset Public Area Seating 3-Seat, No Intervening Arms

27" d x 68.25"w x 32.75"h
Seat Ht. 19" Arm Ht. 25.5"



SM103NI

Three seat unit, details as above with no intervening arms. Weight 65. Yardage 6.75.

MOISBAR Moisture Barrier

Provided for seat only.

CAL133 California 133

For any fabric selected with California 133.

OPTIONS:

SMSTCOV Replacement Seat Cover

Provided for seat(s) only.

MOISBAR Moisture Barrier

Provided for seat only.

CAL133 California 133

For any fabric selected with California 133.

SMBKCOV Replacement Back Cover

Provided for back(s) only.

CAL133 California 133

For any fabric selected with California 133.

Prices below are for standard finishes.
Please specify when ordering: Clear, Medium Oak, Walnut, Boston Cherry, Mission, or Natural Cherry.

Model No.	Carton	COM	1	2	3	4	5	6	7	8	9	10	11
SM103	44	2235	2318	2360	2428	2480	2547	2615	2703	2807	2911	3015	3119
MOISBAR		169											
CAL133		270											
SMSTCOV MOISBAR CAL133		95 25 40	109	117	128	138	149	162	176	195	213	231	250
SMBKCOV CAL133		134 50	155	167	185	195	216	234	257	285	312	339	366
SM103NI	44	2214	2297	2339	2407	2459	2526	2594	2682	2786	2890	2994	3098
MOISBAR		169											
CAL133		270											
SMSTCOV MOISBAR CAL133		95 25 40	109	117	128	138	149	162	176	195	213	231	250
SMBKCOV CAL133		134 50	155	167	185	195	216	234	257	285	312	339	366




S O M E R S E T P U B L I C A R E A S E A T I N G

Note: A detailed furniture layout/floor plan in plan view must be provided for all ganged seating and connecting tables.

SM301 *Somerset Public Area Seating Bariatric Chair*

27" d x 35"w x 32.75"h
Seat Ht. 19" Arm Ht. 25.5"



SM301

Totally modular components featuring solid beech external frame and solid hardwood internal frame. Cushions feature high resiliency foam over arched tempered sinuous springs. Dimensions and structure engineered for Bariatric use. Plywood deck is attached to heavy duty steel frame.
800 lb load capacity.
Weight 60. Yardage 2.5.

MOISBAR *Moisture Barrier*

Provided for seat only.

CAL133 *California 133*

For any fabric selected with California 133.

OPTIONS:

SMBARSTCOV *Bariatric Velcro Seat Cover*

Provided for seat only.

MOISBAR *Moisture Barrier*

Provided for seat only.

CAL133 *California 133*

For any fabric selected with California 133.

SMBARBKCOV *Bariatric Velcro Back Cover*

Provided for back only.

CAL133 *California 133*

For any fabric selected with California 133.

SMET *Somerset Public Area Connecting End Table*

24.5" d x 20"w x 15.5"h



SMET

Constructed of solid beech, high pressure laminate top. Connects on left or right.
Weight 20.

SMST *Somerset Public Area Spanner Table*

23" d x 20"w x 3.5 :15"h



SMST

Constructed of solid beech, high pressure laminate top.
Weight 15.

Prices below are for standard finishes.
Please specify when ordering: Clear, Medium Oak, Walnut, Boston Cherry, Mission, or Natural Cherry.

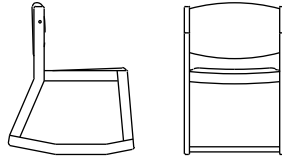
Model No.	Carton	COM	1	2	3	4	5	6	7	8	9	10	11
SM301	44	935	966	982	1007	1027	1052	1077	1110	1149	1188	1226	1265
MOISBAR		63											
CAL133		100											
SMBARSTCOV		91	105	112	124	132	144	155	170	188	206	224	240
MOISBAR		25											
CAL133		40											
SMBARBKCOV		124	143	152	168	180	194	210	230	253	276	300	323
CAL133		53											
SMET	17	271											
SMST	17	216											



TWO-POSITION CHAIRS

LS15 *Three-Position Side Chair*

27"d x 19"w x 32"h
Seat Ht. 18.5"



LS15

Constructed of solid oak. Fully upholstered compound-curve back and seat of 1½" high-resiliency foam over molded plywood. Weight 21. Yardage ¾.

MOISBAR *Moisture Barrier*

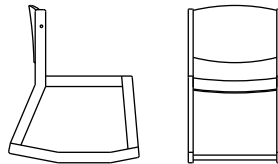
Provided for seat only.

CAL133 *California 133*

For any fabric selected with California 133.

LS15AW *Three-Position All Wood Side Chair*

27"d x 19"w x 32"h
Seat Ht. 17.5"

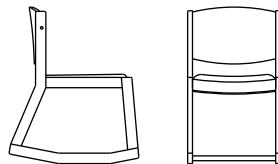


LS15AW

Constructed of solid oak with compound curve back, molded plywood seat. Weight 21.

LS15US *Three-Position Side Chair*

27"d x 19"w x 32"h
Seat Ht. 18.5"



LS15US

Details as LS15AW with upholstered seat. Weight 21. Yardage ¾.

MOISBAR *Moisture Barrier*

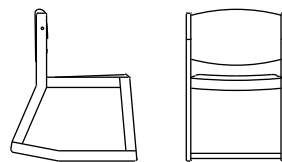
Provided for seat only.

CAL133 *California 133*

For any fabric selected with California 133.

LS16 *Two-Position Side Chair*

27"d x 19"w x 32"h
Seat Ht. 18.5"



LS16

Constructed of solid oak. Fully upholstered compound-curve back and seat of 1½" high-resiliency foam over molded plywood. Weight 21. Yardage ¾.

MOISBAR *Moisture Barrier*

Provided for seat only.

CAL133 *California 133*

For any fabric selected with California 133.

Prices below are for standard finishes.
Please specify when ordering: Natural, Medium Oak, Walnut, Boston Cherry, Mission or Natural Cherry.

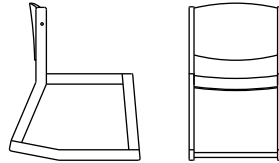
Model No.	Carton	COM	1	2	3	4	5	6	7	8	9	10	11
LS15	16	437	447	453	461	467	444	484	495	507	521	533	552
MOISBAR		17											
CAL133		27											
LS15AW	16	396											
LS15US	16	395	399	402	406	410	414	418	423	431	436	442	448
MOISBAR		8											
CAL133		13											
LS16	16	437	446	448	461	467	477	484	498	509	523	536	549
MOISBAR		17											
CAL133		27											



TWO-POSITION CHAIRS

LS16AW *Two-Position All Wood Side Chair*

27"d x 19"w x 32"h
Seat Ht. 17.5"




LS16AW

Constructed of solid oak with compound curve back with molded plywood seat.
Weight 21.

LS16US *Two-Position Arm Chair*

27"d x 19"w x 32"h
Seat Ht. 18.5"



LS16US

Constructed of solid oak with compound curve back with upholstered seat.
Weight 21. Yardage 1/3.

MOISBAR *Moisture Barrier*


Provided for seat only.

CAL133 *California 133*

For any fabric selected with California 133.

LS17 *Two-Position Arm Chair*

27"d x 21"w x 32"h
Seat Ht. 18.5" Arm Ht. 25.5"



LS17

Constructed of solid oak. Fully upholstered compound-curve back and seat of 1 1/2" high-resiliency foam over molded plywood.
Weight 22. Yardage 3/4.

MOISBAR *Moisture Barrier*

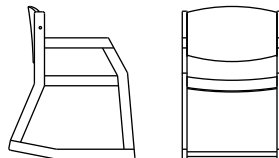
Provided for seat only.

CAL133 *California 133*

For any fabric selected with California 133.

LS17AW *Two-Position All Wood Arm Chair*

27"d x 21"w x 32"h
Seat Ht. 17.5" Arm Ht. 25.5"



LS17AW

Constructed of solid oak with compound curve back, molded plywood seat.
Weight 22.

Prices below are for standard finishes.
Please specify when ordering: Natural, Medium Oak, Walnut, Boston Cherry, Mission or Natural Cherry.

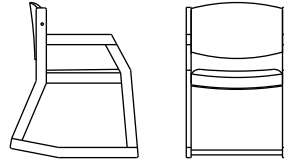
Model No.	Carton	COM	1	2	3	4	5	6	7	8	9	10	11
LS16AW	16	416											
LS16US	16	393	397	400	404	408	412	416	421	427	435	441	447
MOISBAR		8											
CAL133		13											
LS17	16	491	506	513	526	534	547	559	574	593	611	630	648
MOISBAR		8											
CAL133		13											
LS17AW	16	468											



TWO-POSITION CHAIRS

LS17US *Two-Position Arm Chair*

27"d x 21"w x 32"h
Seat Ht. 18.5" Arm Ht. 25.5"



LS17US

Details as LS17AW with upholstered seat.
Weight 21. Yardage .5.

MOISBAR *Moisture Barrier*

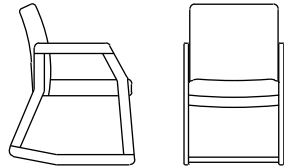
Provided for seat only.

CAL133 *California 133*

For any fabric selected with California 133.

LS47 *Two-Position Huskey Arm Chair*

27"d x 22"w x 33.5"h
Seat Ht. 18.5" Arm Ht. 25.5"



LS47

Constructed of solid oak. Fully upholstered seat/back frame with 1" of dacron and 2¼" of high-resiliency foam in seat and back. Sinuous wire spring support in seat.
Weight 22. Yardage 2.

MOISBAR *Moisture Barrier*


Provided for seat only.

CAL133 *California 133*

For any fabric selected with California 133.

LS417 *Two-Position Beech Arm Chair*

25.5"d x 22"w x 30.5"h
Seat Ht. 18" Arm Ht. 25.5"



LS417

Constructed of steam bent solid beech. Full upholstered compound-curve back and waterfall seat of 1½" high-resiliency foam over molded plywood.
Weight 20. Yardage 1.

MOISBAR *Moisture Barrier*


Provided for seat only.

CAL133 *California 133*

For any fabric selected with California 133.

LS417AW *Two-Position All Wood Beech Arm Chair*

25.5"d x 22"w x 30.5"h
Seat Ht. 18" Arm Ht. 25.5"



LS417AW

Constructed of steam bent solid beech. Compound curve back and waterfall seat of molded plywood.
Weight 16.

Prices below are for standard finishes.
Please specify when ordering: Clear, Medium Oak, Walnut, Boston Cherry, Mission, or Natural Cherry.

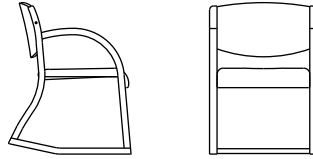
Model No.	Carton	COM	1	2	3	4	5	6	7	8	9	10	11
LS17US	16	473	480	483	488	492	499	504	511	520	528	537	545
MOISBAR		7											
CAL133		12											
LS47	25	700	733	751	777	798	825	854	888	930	972	1014	1056
MOISBAR		50											
CAL133		80											
LS417	16	460	447	483	497	506	520	531	549	569	588	608	627
MOISBAR		25											
CAL133		40											
LS417AW	16	403											



TWO-POSITION CHAIRS

LS417US *Two-Position Beech Arm Chair*

25.5"d x 22"w x 30.5"h
Seat Ht. 18" Arm Ht. 25.5"



LS417US

Details as LS417AW with upholstered seat.
Weight 16. Yardage .666.

MOISBAR *Moisture Barrier*


MOISBAR *Moisture Barrier*

CAL133 *California 133*

CAL133 *California 133*

CHS36 *2-Position Wright Chair*

24.5"d x 18.5"w x 32"h
Seat Ht. 17.75"




CHS36

Constructed of solid beech.
Weight 22.

CHS36US *2-Position Wright Chair*

24.5"d x 18.5"w x 32"h
Seat Ht. 18.5"



CHS36US

Constructed of solid beech, seat upholstered over
molded foam.
Weight 21. Yardage 1/3.

MOISBAR *Moisture Barrier*


Provided for seat only.

CAL133 *California 133*

For any fabric selected with California 133

CHS36UBS *2-Position Wright Chair*

24.5"d x 18.5"w x 32"h
Seat Ht. 18.5"



CHS36UBS

Constructed of solid beech, seat and back
upholstered over molded foam.
Weight 22. Yardage 1/2.

MOISBAR *Moisture Barrier*

Provided for seat only.

CAL133 *California 133*

For any fabric selected with California 133

Prices below are for standard finishes.
Please specify when ordering: Clear, Medium Oak, Walnut, Boston Cherry, Mission, or Natural Cherry.

Model No.	Carton	COM	1	2	3	4	5	6	7	8	9	10	11
LS417US	16	396	405	412	420	426	436	444	456	468	482	495	508
MOISBAR		17											
CAL133		27											
CHS36	16	309											
CHS36US	16	389	395	397	402	405	412	416	422	428	437	444	453
MOISBAR		8											
CAL133		13											
CHS36UBS	16	426	436	440	447	454	460	467	477	487	500	510	522
MOISBAR		13											
CAL133		20											



OTTOMANS & CUBES

SF35 Ottoman

35"d x 35"w x 17"h



SF35

Upholstered over solid hardwood and hardwood ply interior frame with flame retardant, high resiliency foam. Solid hardwood legs and rails. Weight 40. Yardage 2.

MOISBAR Moisture Barrier
CAL133 California 133

Provided for seat only.
For any fabric selected with California 133.

SF45 Ottoman

45"d x 45"w x 17"h



SF45

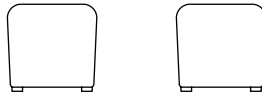
Details as above.
Weight 45. Yardage 2.5.

MOISBAR Moisture Barrier
CAL133 California 133

Provided for seat only.
For any fabric selected with California 133.

CUBE18 Cube

19"d x 19"w x 18.5"h



CUBE18

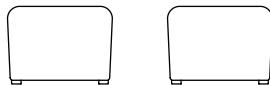
Fully upholstered over upholstery grade plywood with flame retardant, high resiliency foam. Weight 20. Yardage 2.

MOISBAR Moisture Barrier
CAL133 California 133

Provided for seat only.
For any fabric selected with California 133.

CUBE24 Cube

25"d x 25"w x 18.5"h



CUBE24

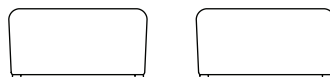
Details as above.
Weight 25. Yardage 2.

MOISBAR Moisture Barrier
CAL133 California 133

Provided for seat only.
For any fabric selected with California 133.

CUBE36 Cube

37"d x 37"w x 18.5"h



CUBE36

Details as above.
Weight 30. Yardage 4.5.

MOISBAR Moisture Barrier
CAL133 California 133

Provided for seat only.
For any fabric selected with California 133.

Prices below are for standard finishes.
 Please specify when ordering: Clear, Medium Oak, Walnut, Boston Cherry, Mission, or Natural Cherry.

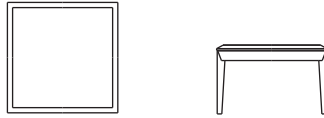
Model No.	Carton	COM	1	2	3	4	5	6	7	8	9	10	11
SF35	16	1158	1197	1217	1250	1274	1305	1338	1380	1428	1417	1736	1575
MOISBAR		50											
CAL133		140											
SF45	16	1388	1436	1462	1502	1533	1572	1612	1663	1725	1786	1848	1910
MOISBAR		63											
CAL133		175											
CUBE18	16	435	476	495	429	554	588	621	666	718	769	819	873
MOISBAR		50											
CAL133		80											
CUBE24	16	528	561	591	624	649	680	717	761	812	863	916	967
MOISBAR		50											
CAL133		80											
CUBE36	16	757	851	897	971	1029	1105	1180	1278	1393	1510	1626	1742
MOISBAR		113											
CAL133		180											



COMMON AREA TABLES

CAT01 Common Area Table

24"d x 24"w x 15"h

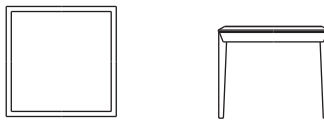


CAT01

Constructed of solid hardwood.
Tops with wood edgeband and high pressure laminate* top.
Weight 32.

CAT01L Common Area Table

24"d x 24"w x 20"h




CAT01L

Details as above.
Weight 32.

CAT02 Common Area Table

30"d x 30"w x 15"h

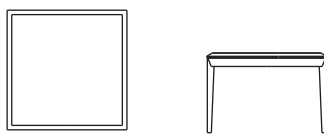


CAT02

Details as above.
Weight 38.

CAT02L Common Area Table

30"d x 30"w x 20"h

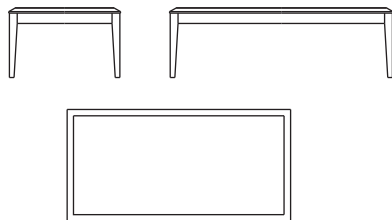


CAT02L

Details as above.
Weight 38.

CAT04 Common Area Table

24"d x 48"w x 15"h



CAT04

Details as above.
Weight 42.

* Standard laminates available from:

- Formica
- Nevamar
- Pionite
- Wilsonart

NOTE: Some selections may extend lead times

Prices below are for standard finishes.
Please specify when ordering: Clear, Medium Oak, Walnut, Boston Cherry or Natural Cherry.

Model No.	Option	Carton	List Price
CAT01		29	615
CAT01L		33	630
CAT02		35	731
CAT02L		39	744
CAT04		39	862

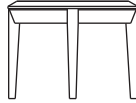
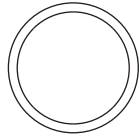
COMMON
AREA
TABLES



COMMON AREA TABLES

CAT05 *Common Area Table*

20"dia x 15"h

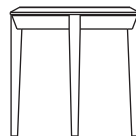
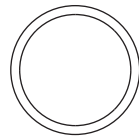


CAT05

Constructed of solid hardwood.
Tops with wood edgeband and high pressure laminate* insert.
Weight 32.

CAT05L *Common Area Table*

20"dia x 20"h

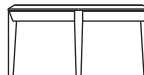
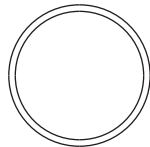


CAT05L

Details as above.
Weight 32.

CAT06 *Common Area Table*

30"dia x 15"h

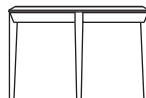
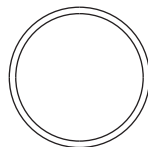


CAT06

Details as above.
Weight 38.

CAT06L *Common Area Table*

30"dia x 20"h



CAT06L

Details as above.
Weight 38.

* Standard laminates available from:

Formica
Nevamar
Pionite
Wilsonart

NOTE: Some selections may extend lead times

Prices below are for standard finishes.
Please specify when ordering: Clear, Medium Oak, Walnut, Boston Cherry or Natural Cherry.

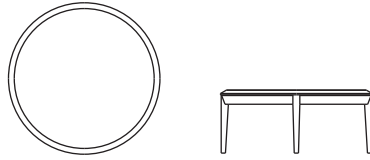
Model No.	Option	Carton	List Price
CAT05		29	569
CAT05L		33	580
CAT06		35	797
CAT06L		39	809



COMMON AREA TABLES

CAT07 Common Area Table

36" dia x 15"h

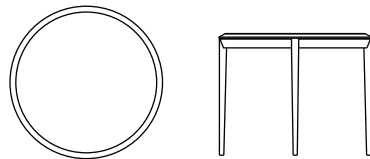


CAT07

Constructed of solid hardwood.
Tops with wood edgeband and high pressure laminate* insert.
Weight 40.

CAT07T Common Area Table

36" dia x 29½"h

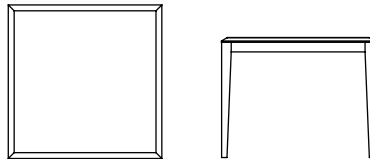


CAT07T

Details as above.
Weight 80.

CAT08T Common Area Table

36" x 36" x 29½"h




CAT08T

Details as above.
Weight 100.

CAT09T Common Area Table

36" x 72" x 29½"h



CAT09T

Details as above.
Weight 120.

* Standard laminates available from:
Formica
Nevamar
Pionite
Wilsonart

NOTE: Some selections may extend lead times

Prices below are for standard finishes.
Please specify when ordering: Clear, Medium Oak, Walnut, Boston Cherry or Natural Cherry.

Model No.	Option	Carton	List Price
CAT07		41	911
CAT07T		58	985
CAT08T		58	1168
CAT09T		58	1517

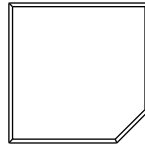


PUBLIC AREA SEATING TABLES

Note: A detailed furniture layout must be provided.

PASCT *Public Area Seating Corner Table*

28½"d x 28½"w x 16"h




PASCT

Constructed of solid hardwood.
Tops with wood edgeband and high pressure laminate* insert.
Weight 38.

PASET *Public Area Seating Connecting End Table*

23"d x 21½"w x 16"h


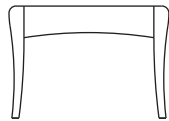


PASET

Details as above. Connects either left or right.
Weight 32.

PASFT *Public Area Seating Free Standing Table*

23"d x 23"w x 16"h




PASFT

Details as above.
Weight 32.

PASST *Public Area Seating Spanner Table*

22½"d x 20"w x 3¼"h


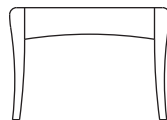


PASST

Details as above.
Weight 15.

PASFCT *Public Area Seating Coffee Table*

23"d x 42"w x 16"h



PASFCT

Details as above.
Weight 42.

* Standard laminates available from:

- Formica
- Nevamar
- Pionite
- Wilsonart

NOTE: Some selections may extend lead times

Prices below are for standard finishes.
Please specify when ordering: Clear, Medium Oak, Walnut, Boston Cherry or Natural Cherry.

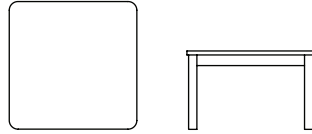
Model No.	Option	Carton	List Price
PASCT		17	878
PASET		17	419
PASFT		17	537
PASST		17	301
PASFCT		17	705



GRADUATE TABLES

GCT01 Graduate Side Table

24" x 24" x 15"h

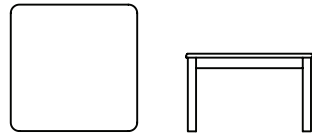


GCT01

Constructed of solid Beech square apron-style with rounded legs. HPL top with PVC edge. Weight 32.

GCT01S Graduate Side Table

24" x 24" x 15"h




GCT01S

Constructed of solid Beech square apron-style with rounded legs. HPL top with internal edge band. Weight 32.

GCT02 Graduate Side Table

30" x 30" x 15"h

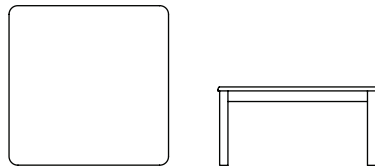


GCT02

Constructed of solid Beech square apron-style with rounded legs. HPL top with PVC edge. Weight 40.

GCT02S Graduate Side Table

30" x 30" x 15"h



GCT02S

Constructed of solid Beech square apron-style with rounded legs. HPL top with internal edge band. Weight 40.

GCT04 Graduate Coffee Table

24" x 48" x 15"h




GCT04

Constructed of solid Beech square apron-style with rounded legs. HPL top with PVC edge. Weight 65.

GCT04S Graduate Coffee Table

24" x 48" x 15"h



GCT04S

Constructed of solid Beech square apron-style with rounded legs. HPL top with internal edge band. Weight 65.

Prices below are for standard finishes.
Please specify when ordering: Clear, Medium Oak, Walnut, Boston Cherry or Natural Cherry.

Model No.	Option	Carton	List Price
GCT01		28	256
GCT01S		28	263
GCT02		28	317
GCT02S		28	344
GCT04		34	351
GCT04S		34	379

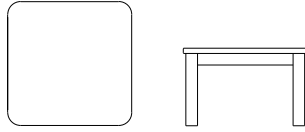
SOLID BEECH
TABLES



G R O T O N T A B L E S

GRT01 *Groton Table*

24"d x 24"w x 15"h



**GRT01
STGRT01**

Constructed of solid oak square apron-style with rounded legs. Planked top 1" thick with radiused corners.
Weight 32.

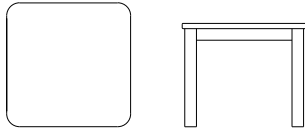
STGRT01 *Solid Surface Groton Table*

24"d x 24"w x 15"h

Details as above with acrylic resin top.
Weight 32.

GRT01L *Groton Table*

24"d x 24"w x 20"h



**GRT01L
STGRT01L**

Details as above.
Weight 34.

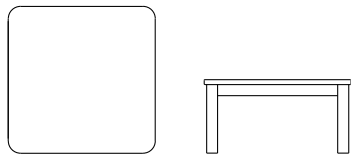
STGRT01L *Solid Surface Groton Table*

24"d x 24"w x 20"h

Details as above with acrylic resin top.
Weight 34.

GRT02 *Groton Table*

30"d x 30"w x 15"h



**GRT02
STGRT02**

Details as above.
Weight 40.

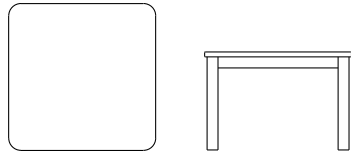
STGRT02 *Solid Surface Groton Table*

30"d x 30"w x 15"h

Details as above with acrylic resin top.
Weight 40.

GRT02L *Groton Table*

30"d x 30"w x 20"h



**GRT02L
STGRT02L**

Details as above.
Weight 42.

STGRT02L *Solid Surface Groton Table*

30"d x 30"w x 20"h

Details as above with acrylic resin top.
Weight 42.

Prices below are for standard finishes.
 Please specify when ordering: Clear, Medium Oak, Walnut, Boston Cherry or Natural Cherry.

Model No.	Option	Carton	List Price
GRT01		29	427
STGRT01		29	666
GRT01L		35	445
STGRT01L		35	476
GRT02		29	520
STGRT02		29	952
GRT02L		35	533
STGRT02L		35	996

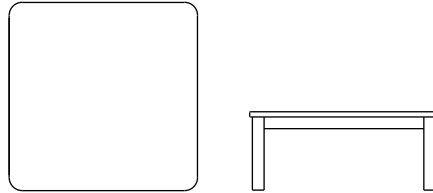
S
O
L
I
D
O
A
K
T
A
B
L
E
S



G R O T O N T A B L E S

GRT03 *Groton Table*

36"d x 36"w x 15"h



GRT03
STGRT03

Constructed of solid oak square apron-style with rounded legs. Planked top 1" thick with radiused corners. Weight 62.

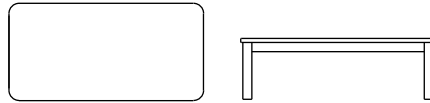
STGRT03 *Solid Surface Groton Table*

36"d x 36"w x 15"h

Details as above with acrylic resin top. Weight 62.

GRT04 *Groton Table*

48"d x 24"w x 15"h



GRT04
STGRT04

Constructed of solid oak rectangular apron-style with rounded legs. Planked top 1" thick with radiused corners. Weight 65.

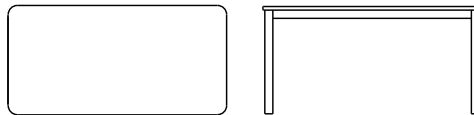
STGRT04 *Solid Surface Groton Table*

48"d x 24"w x 15"h

Details as above with acrylic resin top. Weight 65.

GRT05 *Groton Table*

60"d x 30"w x 29½"h



GRT05
STGRT05

Details as above. Weight 75.

STGRT05 *Solid Surface Groton Table*

60"d x 30"w x 29½"h

Details as above with acrylic resin top. Weight 75.

CHOOSE TOP COLOR:

- LIGHT GRAY (LG)**
- CHARCOAL GRAY (CG)**
- SAND TAUPE (ST)**
- MALACHITE GREEN (MG)**

Prices below are for standard finishes.
 Please specify when ordering: Clear, Medium Oak, Walnut, Boston Cherry or Natural Cherry.

Model No.	Option	Carton	List Price
GRT03		29	638
STGRT03		29	1229
GRT04		35	610
STGRT04		35	1456
GRT05		58	904
STGRT05		58	2223

S
O
L
I
D
O
A
K

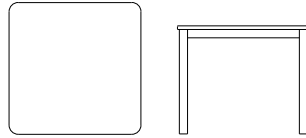
T
A
B
L
E
S



G R O T O N T A B L E S

GRT06 *Groton Table*

36"d x 36"w x 29½"h



**GRT06
STGRT06**

Constructed of solid oak square apron-style with rounded legs. Planked top 1" thick. Weight 65.

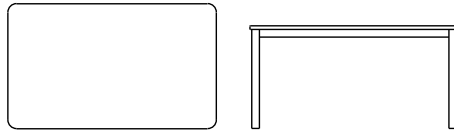
STGRT06 *Solid Surface Groton Table*

36"d x 36"w x 29½"h

Details as above with acrylic resin top. Weight 65.

GRT07 *Groton Table*

60"d x 36"w x 29½"h



**GRT07
STGRT07**

Constructed of solid oak rectangular apron-style with rounded legs. Planked top 1" thick with radiused corners. Weight 85.

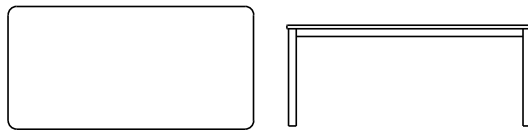
STGRT07 *Solid Surface Groton Table*

60"d x 36"w x 29½"h

Details as above with acrylic resin top. Weight 86.

GRT08 *Groton Table*

72"d x 36"w x 29½"h



**GRT08
STGRT08**

Details as above. Weight 95.

STGRT08 *Solid Surface Groton Table*

72"d x 36"w x 29½"h

Details as above with acrylic resin top. Weight 96.

CHOOSE TOP COLOR:

- LIGHT GRAY (LG)**
- CHARCOAL GRAY (CG)**
- SAND TAUPE (ST)**
- MALACHITE GREEN (MG)**

Prices below are for standard finishes.
Please specify when ordering: Clear, Medium Oak, Walnut, Boston Cherry or Natural Cherry.

Model No.	Option	Carton	List Price
GRT06		58	676
STGRT06		58	1328
GRT07		63	999
STGRT07		63	2385
GRT08		68	1181
STGRT08		68	2442

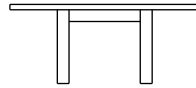

S
O
L
I
D
O
A
K
T
A
B
L
E
S



G R O T O N T A B L E S

GRT21 *Groton Table*
(available in 15"h only)

36" Diameter x 15"h

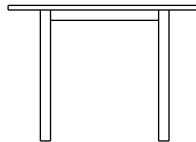



GRT21

Constructed of solid oak round apron-style with rounded legs. Planked top 1" thick, with radiused corners.
Weight 60.

GRT22 *Groton Table*

42" Diameter x 29½"h

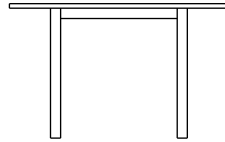



GRT22

Details as above.
Weight 70.

GRT23 *Groton Table*

48" Diameter x 29½"h



GRT23

Details as above.
Weight 85.

OPTIONS:

WHLCHRHT *Wheelchair Height*

31½" Height (allows 28¼" Clearance)

Prices below are for standard finishes.
Please specify when ordering: Clear, Medium Oak, Walnut, Boston Cherry or Natural Cherry.

Model No.	Option	Carton	List Price
GRT21		29	623
GRT22		35	821
GRT23		45	1016
WHLCHRHT		20	

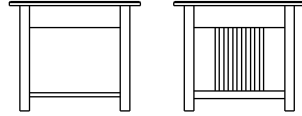
SOLID OAK
TABLES



M I S S I O N T A B L E S

MST01L *Mission End Table*

24"d x 24"w x 20"h

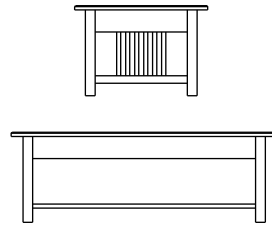


MST01L

Constructed of solid quarter-sawn oak. Doweled and glued joinery reinforced with metal-to-metal fastening hardware.
Weight 26.

MST04 *Mission Coffee Table*

24"d x 48"w x 16"h

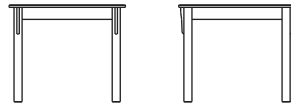


MST04

Constructed of solid quarter-sawn oak. Doweled and glued joinery reinforced with metal-to-metal fastening hardware.
Weight 51.

MST06 *Mission Table*

36"d x 36"w x 29½"h

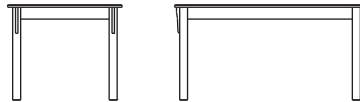


MST06

Constructed of solid quarter-sawn oak. Doweled and glued joinery reinforced with metal-to-metal fastening hardware.
Weight 65.

MST07 *Mission Table*

60"d x 36"w x 29½"h

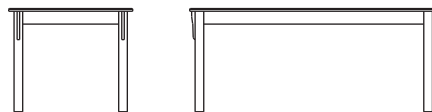


MST07

Details as above.
Weight 85.

MST08 *Mission Table*

72"d x 36"w x 29½"h



MST08

Details as above.
Weight 95.

Prices below are for standard finishes.
Please specify when ordering: Clear, Medium Oak, Walnut, Boston Cherry or Natural Cherry.

Model No.	Option	Carton	List Price
MST01L		35	524
MST04		35	639
MST06		58	768
MST07		63	1052
MST08		68	1275

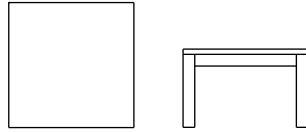
SOLID OAK
TABLES



PARSONS APRON TABLES

PA01 *Parsons Apron Table*

24"d x 24"w x 15"h



PA01
STPA01

Constructed of solid oak square apron-style.
Planked top 1" thick.
Weight 32.

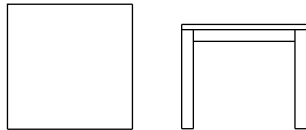
STPA01 *Solid Surface Parsons Apron Table*

24"d x 24"w x 15"h

Details as above with acrylic resin top.
Weight 32.

PA01L *Parsons Apron Table*

24"d x 24"w x 20"h



PA01L
STPA01L

Details as above.
Weight 34.

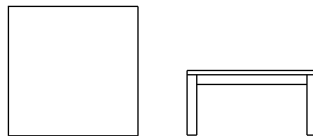
STPA01L *Solid Surface Parsons Apron Table*

24"d x 24"w x 20"h

Details as above with acrylic resin top.
Weight 34.

PA02 *Parsons Apron Table*

30"d x 30"w x 15"h



PA02
STPA02

Details as above.
Weight 40.

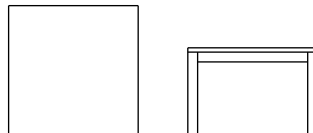
STPA02 *Solid Surface Parsons Apron Table*

30"d x 30"w x 15"h

Details as above with acrylic resin top.
Weight 40.

PA02L *Parsons Apron Table*

30"d x 30"w x 20"h



PA02L
STPA02L

Details as above.
Weight 42.

STPA02L *Solid Surface Parsons Apron Table*

30"d x 30"w x 20"h

Details as above with acrylic resin top.
Weight 42.

Prices below are for standard finishes.
Please specify when ordering: Clear, Medium Oak, Walnut, Boston Cherry or Natural Cherry.

Model No.	Option	Carton	List Price
PA01		29	380
STPA01		29	616
PA01L		35	397
STPA01L		35	637
PA02		29	470
STPA02		29	879
PA02L		35	486
STPA02L		35	890

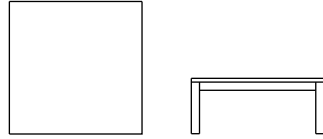
S
O
L
I
D
O
A
K
T
A
B
L
E
S



PARSONS APRON TABLES

PA03 *Parsons Apron Table*

36"d x 36"w x 15"h



**PA03
STPA03**

Constructed of solid oak square apron-style.
Planked top 1" thick.
Weight 62.

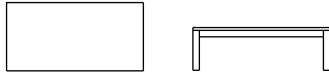
STPA03 *Solid Surface
Parsons Apron Table*

36"d x 36"w x 15"h

Details as above with acrylic resin top.
Weight 62.

PA04 *Parsons Apron Table*

48"d x 24"w x 15"h



**PA04
STPA04**

Constructed of solid oak rectangular apron-style.
Planked top 1" thick.
Weight 65.

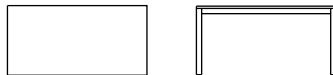
STPA04 *Solid Surface
Parsons Apron Table*

48"d x 24"w x 15"h

Details as above with acrylic resin top.
Weight 65.

PA05 *Parsons Apron Table*

60"d x 30"w x 29½"h



**PA05
STPA05**

Details as above.
Weight 75.

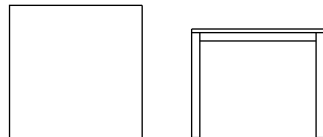
STPA05 *Solid Surface
Parsons Apron Table*

60"d x 30"w x 29½"h

Details as above with acrylic resin top.
Weight 75.

PA06 *Parsons Apron Table*

36"d x 36"w x 29½"h



**PA06
STPA06**

Constructed of solid oak square apron-style .
Planked top 1" thick.
Weight 65.

STPA06 *Solid Surface
Parsons Apron Table*

36"d x 36"w x 29½"h

Details as above with acrylic resin top.
Weight 65.

Prices below are for standard finishes.
 Please specify when ordering: Clear, Medium Oak, Walnut, Boston Cherry or Natural Cherry.

Model No.	Option	Carton	List Price
PA03		29	593
STPA03		29	1048
PA04		35	569
STPA04		35	1078
PA05		58	859
STPA05		58	1805
PA06		58	632
STPA06		58	1159

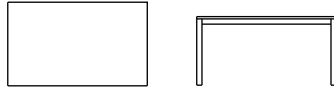
SOLID OAK
 TABLES



PARSONS APRON TABLES

PA07 *Parsons Apron Table*

60"d x 36"w x 29½"h



**PA07
STPA07**

Constructed of solid oak rectangular apron-style. Planked top 1" thick. Weight 85.

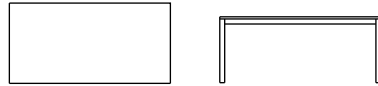
STPA07 *Solid Surface Parsons Apron Table*

60"d x 36"w x 29½"h

Details as above with acrylic resin top. Weight 85.

PA08 *Parsons Apron Table*

72"d x 36"w x 29½"h



**PA08
STPA08**

Details as above. Weight 95.

STPA08 *Solid Surface Parsons Apron Table*

72"d x 36"w x 29½"h

Details as above with acrylic resin top. Weight 95.

CHOOSE TOP COLOR:

- LIGHT GRAY (LG)**
- CHARCOAL GRAY (CG)**
- SAND TAUPE (ST)**
- MALACHITE GREEN (MG)**

OPTIONS:

WHLCHRHT *Wheelchair Height*

31½" Height (allows 28¼" Clearance)

Prices below are for standard finishes.
 Please specify when ordering: Clear, Medium Oak, Walnut, Boston Cherry or Natural Cherry.

Model No.	Option	Carton	List Price
PA07		63	909
STPA07		63	2084
PA08		68	1083
STPA08		68	2235

S
O
L
I
D
O
A
K
T
A
B
L
E
S

WHLCHRHT 21



P R O F I L E T A B L E S

PST01 *Profile Series Table*

24"d x 24"w x 15"h



PST01

Constructed of solid oak with oak veneer top.
Weight 30.

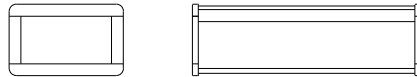
PST02 *Profile Series Table*

30"d x 30"w x 15"h

Details as above.
Weight 40.

PST03 *Profile Series Table*

48"d x 24"w x 15"h



PST03

Details as above.
Weight 50.

PST04 *Profile Series Table*

48"d x 30"w x 15"h

Details as above.
Weight 75.

Prices below are for standard finishes.
Please specify when ordering: Clear, Medium Oak, Walnut, Boston Cherry or Natural Cherry.

Model No.	Option	Carton	List Price
PST01		28	448
PST02		28	537
PST03		35	587
PST04		35	656

S O L I D O A K
T A B L E S

▶ U T I L I T Y T A B L E S

SAMPLE ORDER

Follow these 5 easy steps for ordering:

Example:

Step 1 : Select top size	24" x 30"	
Step 2 : Select edge detail. Fill in box with top code	FT <input type="text" value="E"/> 2430	404
Step 3a : Specify top manufacturer and color	Wilsonart / Solids / Platinum	
Step 3b : Specify edge color	Cherry	
Step 3c : For "A" or "E" tops note if radiused corners wanted.	Radiused? Yes	329
Step 4 : Select base and base finish. Fill in box with top code:	FB <input type="text" value="A"/> 2430F <input type="text" value="1"/>	57
Step 5 : Select options	Flip top mechanism	164
	30.5" high base	44
Table Assembly Total		998

NOTES:


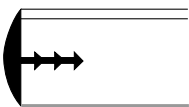
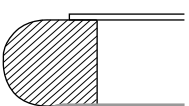

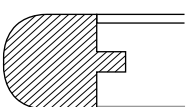

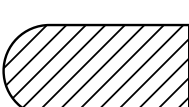
- **ALL TABLES SHIPPED CARTONED, READY TO ASSEMBLE**
- Customer to specify laminate manufacturer and color at time of order.
The following are standard laminates:
 - Formica: Solid Color Portfolio, Patterns, Formations, Woodgrains.
For sample chips, www.formica.com or call 800-FORMICA
 - Nevamar: Matrix, Solid, Patterns, Standard Woodgrains, Faux Bois (all textured finish).
For sample chips, www.nevamar.com or call 800-638-4380
 - Wilsonart: Solids, Woodgrains, Patterns
For sample chips, www.wilsonart.com or call 800-433-3222
 - Pionite: Solids, Woodgrains, Patterns
For sample chips, www.pionite.com or call 800-746-6483
- Newer wheelchairs fit under standard height (28" clearance) tables. However, customer should measure their wheelchairs and specify minimum clearance from floor to underside of table top.

UTILITY TABLES

UT2430X — 24" x 30" Tables

NOTE: Minimum order charge of \$125 for EACH order under \$4000 List.

**Step 1:
Select Top Size (24 x 30)**

Step 2: Select Edge Detail FT <input type="checkbox"/> 2430			Step 3: Specify Top Options		
Description		List Price	a. Top Color	b. Edge Color	c. Radius Corner (if any)
	A	296	See below	Same as top	4" radius, add: Add \$30 (list)
	Self Edge	1.25"			
	B	296	See below	Black, Fog, Navy, Rose, Teal, Almond, Red	Standard 3" radius (No additional charge)
	Vinyl Bullnose	1.25"			
	C	450	See below	Natural, Cherry, Whitewash	Eased corners standard (no additional charge)
	Bullnose/Step	1.25" x 1.25"			
	D	450	See below	Natural, Cherry, Whitewash	Radius not available (Not applicable)
	Wood Reveal	.25" x 1.25"			
	E	853	See below	Natural, Cherry, Whitewash	3" radius, add: Add \$450 (list)
	Bullnose/Flush	1.25" x 1.25"			
	F	NA	See below	Black, Bordeaux, Navy,	Standard 1" radius (No additional charge)
	Raised Lip	1.75" x 1.25"			
	BB	NA	Any Adden finish: Natural Oak, Medium Oak, Boston Cherry and Natural Cherry		3" radius, add: Add \$101 (list)
	Maple/Ash B-Block	1.75"			

NOTES:

The following laminates are offered as standard:

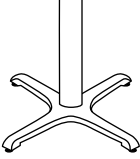
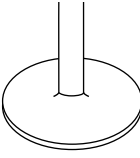
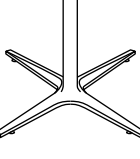
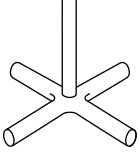

- Formica: Solid Color (matte), Patterns, Formations, Woodgrains.
- Nevamar: Matrix, Solids, Patterns, Standard Woodgrains, Faux Bois (all textured finish).
- Wilsonart: Solids, Woodgrains, Patterns.
- Pionite: Solids, Woodgrains, Patterns.

UT2430X — 24" x 30" Tables

**Step 4:
Select Base Style and Base Finish**

FB 2430F

Description Finish List Price

	A	Grade 1	215
		Grade 2	369
	B	Grade 1	285
		Grade 2	324
	C	Grade 1	251
		Grade 2	271
	D	Grade 1	373
		Grade 2	395
	E	Grade 1	452
		Grade 2	525
	Leg Base	Grade 4	743
	Point Leg	Grade 4	505
	Round Leg	Grade 4	535
	Queen Anne	Grade 4	965

**Step 5:
Specify Base Options**

Note:

Overall height of bases, except "Leg Base" is 28.5"
"Leg Base" overall height is 28"

Options:

Adjustable height	803
Flip Top mechanism	321
Non-standard height base (Not available on Queen Anne)	67
Queen Anne wheelchair height base (30.5" overall)	Grade 1 796
	Grade 2 827
	Grade 4 1403

Finishes:

Grade 1: Black Wrinkle

Grade 2: Brown Wrinkle, Cordovan, and Navy


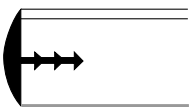
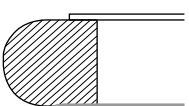

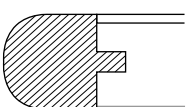

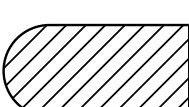
Grade 4: Polished Chrome and Verdigris

UTILITY TABLES

UT3030X — 30" x 30" Tables

NOTE: Minimum order charge of \$125 for EACH order under \$4000 List.

**Step 1:
Select Top Size (30 x 30)**

Step 2: Select Edge Detail FT <input type="checkbox"/> 3030			Step 3: Specify Top Options		
Description		List Price	a. Top Color	b. Edge Color	c. Radius Corner (if any)
	A	302	See below	Same as top	4" radius, add: Add \$30 (list)
	Self Edge	1.25"			
	B	302	See below	Black, Fog, Navy, Rose, Teal, Almond, Red	Standard 3" radius (No additional charge)
	Vinyl Bullnose	1.25"			
	C	605	See below	Natural, Cherry, Whitewash	Eased corners standard (no additional charge)
	Bullnose/Step	1.25" x 1.25"			
	D	605	See below	Natural, Cherry, Whitewash	Radius not available (Not applicable)
	Wood Reveal	.25" x 1.25"			
	E	936	See below	Natural, Cherry, Whitewash	3" radius, add: Add \$450 (list)
	Bullnose/Flush	1.25" x 1.25"			
	F	NA	See below	Black, Bordeaux, Navy,	Standard 1" radius (No additional charge)
	Raised Lip	1.75" x 1.25"			
	BB	1142	Any Adden finish: Natural Oak, Medium Oak, Boston Cherry and Natural Cherry		3" radius, add: Add \$101 (list)
	Maple/Ash B-Block	1.75"			

NOTES:

The following laminates are offered as standard:

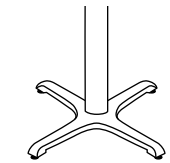
- Formica: Solid Color (matte), Patterns, Formations, Woodgrains.
- Nevamar: Matrix, Solids, Patterns, Standard Woodgrains, Faux Bois (all textured finish).
- Wilsonart: Solids, Woodgrains, Patterns.
- Pionite: Solids, Woodgrains, Patterns.

UT3030X — 30" x 30" Tables

**Step 4:
Select Base Style and Base Finish**

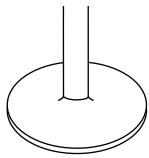
FB 3030F

Description Finish List Price



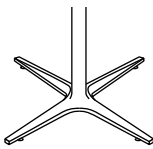
A	Grade 1	215
	Grade 2	369

Leg Base	Grade 4	743
-----------------	---------	-----



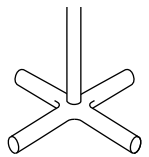
B	Grade 1	285
	Grade 2	324

Disc	Grade 4	637
-------------	---------	-----



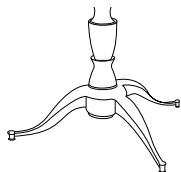
C	Grade 1	251
	Grade 2	271

Point Leg	Grade 4	505
------------------	---------	-----



D	Grade 1	373
	Grade 2	395

Round Leg	Grade 4	535
------------------	---------	-----



E	Grade 1	452
	Grade 2	525

Queen Anne	Grade 4	965
-------------------	---------	-----

**Step 5:
Specify Base Options**

Note:

Overall height of bases, except "Leg Base" is 28.5"
"Leg Base" overall height is 28"

Options:

Adjustable height	803
Flip Top mechanism	321
Non-standard height base (Not available on Queen Anne)	67
Queen Anne wheelchair height base (30.5" overall)	Grade 1 796
	Grade 2 827
	Grade 4 1483

Finishes:

Grade 1: Black Wrinkle

Grade 2: Brown Wrinkle, Cordovan, and Navy

Grade 4: Polished Chrome and Verdigris

U
T
I
L
I
T
Y


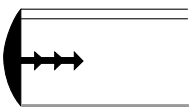
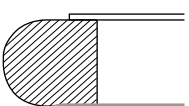

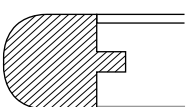

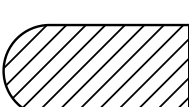
T
A
B
L
E
S

UTILITY TABLES

UT3636X — 36" x 36" Tables

NOTE: Minimum order charge of \$125 for EACH order under \$4000 List.

Step 1:
Select Top Size (36 x 36)

Step 2: Select Edge Detail			Step 3: Specify Top Options		
FT <input type="checkbox"/> 3636			a. Top Color	b. Edge Color	c. Radius Corner (if any)
	Description	List Price			
	A	403	See below	Same as top	4" radius, add: Add \$30 (list)
	Self Edge	1.25"			
	B	403	See below	Black, Fog, Navy, Rose, Teal, Almond, Red	Standard 3" radius (No additional charge)
	Vinyl Bullnose	1.25"			
	C	719	See below	Natural, Cherry, Whitewash	Eased corners standard (no additional charge)
	Bullnose/Step	1.25" x 1.25"			
	D	767	See below	Natural, Cherry, Whitewash	Radius not available (Not applicable)
	Wood Reveal	.25" x 1.25"			
	E	1151	See below	Natural, Cherry, Whitewash	3" radius, add: Add \$450 (list)
	Bullnose/Flush	1.25" x 1.25"			
	F	1373	See below	Black, Bordeaux, Navy,	Standard 1" radius (No additional charge)
	Raised Lip	1.75" x 1.25"			
	BB	1530	Any Adden finish: Natural Oak, Medium Oak, Boston Cherry and Natural Cherry		3" radius, add: Add \$101 (list)
	Maple/Ash B-Block	1.75"			

NOTES:

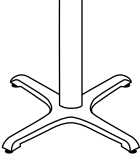
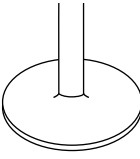
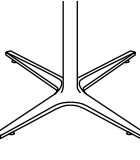
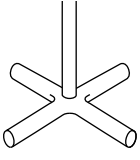

The following laminates are offered as standard:

- Formica: Solid Color (matte), Patterns, Formations, Woodgrains.
- Nevamar: Matrix, Solids, Patterns, Standard Woodgrains, Faux Bois (all textured finish).
- Wilsonart: Solids, Woodgrains, Patterns.
- Pionite: Solids, Woodgrains, Patterns.

UT3636X — 36" x 36" Tables

**Step 4:
Select Base Style and Base Finish**

FB 3636F

	Description	Finish	List Price
	A	Grade 1	302
		Grade 2	400
	Leg Base	Grade 4	695
	B	Grade 1	375
		Grade 2	412
	Disc	Grade 4	679
	C	Grade 1	308
		Grade 2	327
	Point Leg	Grade 4	570
	D	Grade 1	468
		Grade 2	487
	Round Leg	Grade 4	658
	E	Grade 1	656
		Grade 2	686
	Queen Anne	Grade 4	1348

**Step 5:
Specify Base Options**

Note:

Overall height of bases, except "Leg Base" is 28.5"
"Leg Base" overall height is 28"

Options:

Adjustable height	765
Flip Top mechanism	306
Non-standard height base (Not available on Queen Anne)	64
Queen Anne wheelchair height base (30.5" overall)	Grade 1 758
	Grade 2 788
	Grade 4 1412

Finishes:

Grade 1: Black Wrinkle

Grade 2: Brown Wrinkle, Cordovan, and Navy


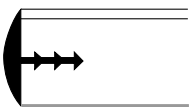
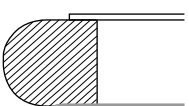

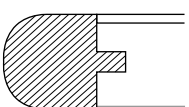

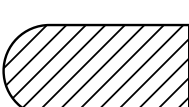
Grade 4: Polished Chrome and Verdigris

UTILITY TABLES

UT36RDX — 36" Round Tables

NOTE: Minimum order charge of \$125 for EACH order under \$4000 List.

Step 1:
Select Top Size (36" diameter)

Step 2: Select Edge Detail FT <input type="checkbox"/> 36RD			Step 3: Specify Top Options		
Description		List Price	a. Top Color	b. Edge Color	c. Radius Corner (if any)
	A	451	See below	Same as top	4" radius, add: Add \$30 (list)
	Self Edge	1.25"			
	B	452	See below	Black, Fog, Navy, Rose, Teal, Almond, Red	Standard 3" radius (No additional charge)
	Vinyl Bullnose	1.25"			
	C	1077	See below	Natural, Cherry, Whitewash	Eased corners standard (no additional charge)
	Bullnose/Step	1.25" x 1.25"			
	D	1077	See below	Natural, Cherry, Whitewash	Radius not available (Not applicable)
	Wood Reveal	.25" x 1.25"			
	E	1867	See below	Natural, Cherry, Whitewash	3" radius, add: Add \$450 (list)
	Bullnose/Flush	1.25" x 1.25"			
	F	1549	See below	Black, Bordeaux, Navy,	Standard 1" radius (No additional charge)
	Raised Lip	1.75" x 1.25"			
	BB	1684	Any Adden finish: Natural Oak, Medium Oak, Boston Cherry and Natural Cherry		3" radius, add: Add \$101 (list)
	Maple/Ash B-Block	1.75"			

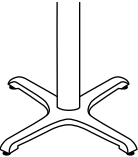
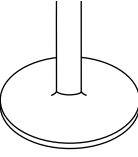
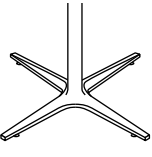
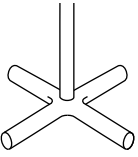
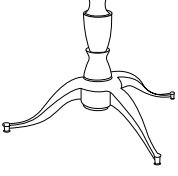
NOTES:

The following laminates are offered as standard:

- Formica Solid Color (matte), Patterns, Formations, Woodgrains.
- Nevamar: Matrix, Solids, Patterns, Standard Woodgrains, Faux Bois (all textured finish).
- Wilsonart: Solids, Woodgrains, Patterns.
- Pionite: Solids, Woodgrains, Patterns.

UT36RDX — 36" Round Tables

Step 4:
Select Base Style and Base Finish
FB 36RDF

	Description	Finish	List Price
	A	Grade 1	256
		Grade 2	400
	Leg Base	Grade 4	643
	B	Grade 1	361
		Grade 2	392
Disc	Grade 4	679	
	C	Grade 1	308
		Grade 2	327
Point Leg	Grade 4	570	
	D	Grade 1	468
		Grade 2	487
Round Leg	Grade 4	658	
	E	Grade 1	656
		Grade 2	686
Queen Anne	Grade 4	1348	

Step 5:
Specify Base Options

Note:
Overall height of bases, except "Leg Base" is 28.5"
"Leg Base" overall height is 28"

Options:

Adjustable height	803
Flip Top mechanism	321
Non-standard height base (Not available on Queen Anne)	67
Queen Anne wheelchair height base (30.5" overall)	Grade 1 795
	Grade 2 827
	Grade 4 1483

Finishes:

Grade 1: Black Wrinkle

Grade 2: Brown Wrinkle, Cordovan, and Navy

Grade 4: Polished Chrome and Verdigris


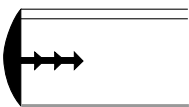
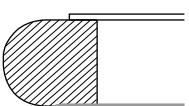

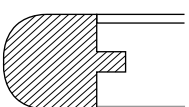

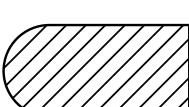
UTILITIES
TABLES

UTILITY TABLES

UT4242X — 42" x 42" Tables

NOTE: Minimum order charge of \$125 for EACH order under \$4000 List.

Step 1:
Select Top Size (42 x 42)

Step 2: Select Edge Detail FT <input type="checkbox"/> 4242			Step 3: Specify Top Options		
Description		List Price	a. Top Color	b. Edge Color	c. Radius Corner (if any)
	A	587	See below	Same as top	4" radius, add: Add \$30 (list)
	Self Edge	1.25"			
	B	587	See below	Black, Fog, Navy, Rose, Teal, Almond, Red	Standard 3" radius (No additional charge)
	Vinyl Bullnose	1.25"			
	C	810	See below	Natural, Cherry, Whitewash	Eased corners standard (no additional charge)
	Bullnose/Step	1.25" x 1.25"			
	D	810	See below	Natural, Cherry, Whitewash	Radius not available (Not applicable)
	Wood Reveal	.25" x 1.25"			
	E	1370	See below	Natural, Cherry, Whitewash	3" radius, add: Add \$450 (list)
	Bullnose/Flush	1.25" x 1.25"			
	F	1630	See below	Black, Bordeaux, Navy,	Standard 1" radius (No additional charge)
	Raised Lip	1.75" x 1.25"			
	BB	2120	Any Adden finish: Natural Oak, Medium Oak, Boston Cherry and Natural Cherry		3" radius, add: Add \$101 (list)
	Maple/Ash B-Block	1.75"			

NOTES:

The following laminates are offered as standard:

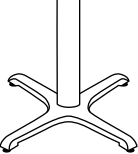
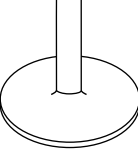
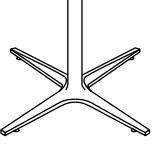
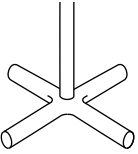
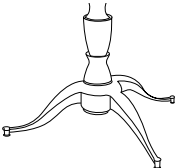
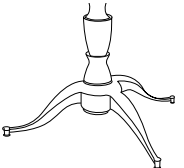
- Formica: Solid Color (matte), Patterns, Formations, Woodgrains.
- Nevamar: Matrix, Solids, Patterns, Standard Woodgrains, Faux Bois (all textured finish).
- Wilsonart: Solids, Woodgrains, Patterns.
- Pionite: Solids, Woodgrains, Patterns.

UT4242X — 42" x 42" Tables

**Step 4:
Select Base Style and Base Finish**

FB 4242F

Description Finish List Price

	A	Grade 1	398
		Grade 2	502
	B	Grade 1	683
		Grade 2	725
	C	Grade 1	308
		Grade 2	327
	D	Grade 1	716
		Grade 2	751
	E	Grade 1	656
		Grade 2	686
	Queen Anne	Grade 4	1348
Leg Base		Grade 4	1046
Disc		Grade 4	1250
Point Leg		Grade 4	570
Round Leg		Grade 4	964

**Step 5:
Specify Base Options**

Note:

Overall height of bases, except "Leg Base" is 28.5"
"Leg Base" overall height is 28"

Options:

Adjustable height	803
Flip Top mechanism	321
Non-standard height base (Not available on Queen Anne)	67
Queen Anne wheelchair height base (30.5" overall)	Grade 1 796
	Grade 2 827
	Grade 4 1483

Finishes:

Grade 1: Black Wrinkle

Grade 2: Brown Wrinkle, Cordovan, and Navy

Grade 4: Polished Chrome and Verdigris


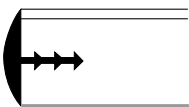
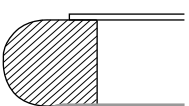

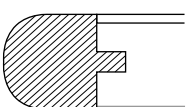

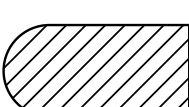
U
T
I
L
I
T
Y
T
A
B
L
E
S

UTILITY TABLES

UT42RDX — 42" Round Tables

NOTE: Minimum order charge of \$125 for EACH order under \$4000 List.

Step 1:
Select Top Size (42" diameter)

Step 2: Select Edge Detail FT <input type="checkbox"/> 42RD			Step 3: Specify Top Options		
Description		List Price	a. Top Color	b. Edge Color	c. Radius Corner (if any)
	A	635	See below	Same as top	4" radius, add: Add \$30 (list)
	Self Edge	1.25"			
	B	365	See below	Black, Fog, Navy, Rose, Teal, Almond, Red	Standard 3" radius (No additional charge)
	Vinyl Bullnose	1.25"			
	C	1218	See below	Natural, Cherry, Whitewash	Eased corners standard (no additional charge)
	Bullnose/Step	1.25" x 1.25"			
	D	1218	See below	Natural, Cherry, Whitewash	Radius not available (Not applicable)
	Wood Reveal	.25" x 1.25"			
	E	2062	See below	Natural, Cherry, Whitewash	3" radius, add: Add \$450 (list)
	Bullnose/Flush	1.25" x 1.25"			
	F	1683	See below	Black, Bordeaux, Navy,	Standard 1" radius (No additional charge)
	Raised Lip	1.75" x 1.25"			
	BB	2190	Any Adden finish: Natural Oak, Medium Oak, Boston Cherry and Natural Cherry		3" radius, add: Add \$101 (list)
	Maple/Ash B-Block	1.75"			

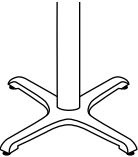
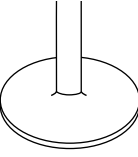
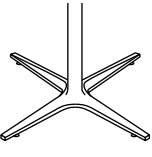
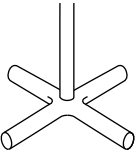
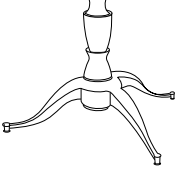
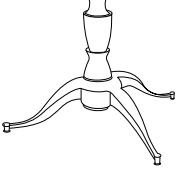
NOTES:

The following laminates are offered as standard:

- Formica: Solid Color (matte), Patterns, Formations, Woodgrains.
- Nevamar: Matrix, Solids, Patterns, Standard Woodgrains, Faux Bois (all textured finish).
- Wilsonart: Solids, Woodgrains, Patterns.
- Pionite: Solids, Woodgrains, Patterns.

UT42RDX — 42" Round Tables

**Step 4:
Select Base Style and Base Finish**
FB 42RDF

	Description	Finish	List Price
	A	Grade 1	324
		Grade 2	466
	B	Grade 1	683
		Grade 2	725
	C	Grade 1	308
		Grade 2	327
	D	Grade 1	468
		Grade 2	487
	E	Grade 1	656
		Grade 2	686
	Queen Anne	Grade 4	1348

**Step 5:
Specify Base Options**

Note:
Overall height of bases, except "Leg Base" is 28.5"
"Leg Base" overall height is 28"

Options:

Adjustable height	803
Flip Top mechanism	327
Non-standard height base (Not available on Queen Anne)	67
Queen Anne wheelchair height base (30.5" overall)	Grade 1 796
	Grade 2 827
	Grade 4 1483

Finishes:

Grade 1: Black Wrinkle

Grade 2: Brown Wrinkle, Cordovan, and Navy

Grade 4: Polished Chrome and Verdigris

UTILITY
TABLES



I N D E X

Model / Page No.	Model / Page No.	Model / Page No.	Model / Page No.
BSF3680P 175	BSF3880S 177	CAT05L 296	CV01 116
BSF3875BS 176	BSF3880V 177	CAT06 296	CV01S 116
BSF3875P 176	BSF3880QT 177	CAT06L 296	CV02 116
BSF3880P 176	BSF3880ECO 177	CAT07 298	CV02/1D 116
BSF5475P 177	BSF5475S 177	CAT07T 298	CV03 118
BSF5480P 178	BSF5475V 177	CAT08T 298	CV03W 118
BSF6080P 178	BSF5475QT 177	CAT09T 298	CV03/2D 118
BSF5475BS 177	BSF5475ECO 177		CV03D2 118
BSF3675P 175	BSF5480BS 178	CHS11 228	CV04 120
BSF3675BS 175	BSF5480S 178	CHS21 228	CV04W 120
BSF3675S 175	BSF5480V 178	CHS24 228	CV04WD 120
BSF3675V 175	BSF5480QT 178	CHS31 226	CV04/4D 120
BSF3675QT 175	BSF5480ECO 178	CHS31US 226	CV05 120
BSF3675ECO 175	BSF6080BS 178		CV05W 120
BSF3680BS 175	BSF6080S 178	CHS34 226	CV05/2DS 120
BSF3680S 175	BSF6080V 178	CHS34US 226	CV05/D2S 122
BSF3680V 175	BSF6080QT 178		CV05/NP36 122
BSF3680QT 176		CHS36 290	CV05/NP42 122
BSF3680ECO 176	CAT01 294	CHS36US 290	CV05/NP48 122
BSF3875S 176	CAT01L 294	CHS36UBS 290	CV05/2DP 122
BSF3875V 176	CAT02 294		CV05/MPS 122
BSF3875QT 176	CAT02L 294	CUBE18 292	CV09 124
BSF3875ECO 176	CAT04 294	CUBE24 292	CV09DT24N 124
BSF3880BS 176	CAT05 296	CUBE36 292	CV09DT36N 124

Model / Page No.	Model / Page No.	Model / Page No.	Model / Page No.
CV09DT49N 124	EC02 24	GC07LSTRK 138	GL04W 144
CV09DT24 126	ECM02 24	GC07TRK 138	GL04WD 144
CV09DT36 126	EC02DP 24	GC09DT24 136	GL04/4D 144
CV09DT49 126	ECM02DP 24	GC09DT36 136	GL05 144
CV09DT24W 126	EC101 26	GC10 134	GL05W 144
CV09DT36W 126	ECM101 26	GC103 134	GL05/2DS 144
CV09DT49W 126	EC113 26	GC10TV 134	GL05/2DOS 146
CV10 128	ECM113 26		GL05/D2OS 146
CV102 128	EC10 28	GCT01 302	GL05OS 146
CV103 128	ECM10 28	GCT01S 302	GL05/NP36 146
CV10TV 128	EC03 28	GCT02 302	GL05/NP42 146
CV03TV 128	ECM03 28	GCT02S 302	GL05/NP48 146
CV08 130	ECM114 28	GCT04 302	GL05/2DP 148
CV08/3D 130	ECHB 30	GCT04S 302	GL05/MPS 148
CV08ND 130	ECFB 30		GL09 148
	ECMHB 30	GL01 140	GL09DT24 150
ECO1S 22	ECMFB 30	GL01S 140	GL09DT36 150
ECM01S 22		GL02 140	GL09DT49 150
EC02/1D 22	GC01S 132	GL02/1D 140	GL09DT24N 148
ECM02/1D 22	GC03 132	GL03 142	GL09DT36N 150
EC02/NDS 22	GC04 132	GL03W 142	GL09DT49N 150
ECM02/NDS 22	GC05 136	GL03/2D 142	GL09DT24W 152
EC02/NSDSP 24	GC07LG22TRK 138	GL03D2 142	GL09DT36W 152
ECM02/NSDSP 24	GC07LLTRK 138	GL04 144	GL09DT49W 152



I N D E X

Model / Page No.	Model / Page No.	Model / Page No.	Model / Page No.
GL10 154	GRT02 304	HLM02/1D 32	LC02/1D 42
GL102 154	GRT02L 304	HL02/NDS 32	LC02/NDS 42
GL103 154	GRT03 306	HLM02/NDS 32	LC02/NDSDP 44
GL10TV 154	GRT04 306	HL02/NDSDP 34	LC02 44
GL03TV 154	GRT05 306	HLM02/NDSDP 34	LC02DP 44
GL08 156	GRT06 306	HL02 34	LC101 46
GL08/3D 156	GRT07 306	HLM02 34	LC113 46
GL08/3DS 156	GRT08 306	HL02DP 34	LC10 48
GL08/ND 156	GRT21 308	HLM02DP 34	LC03 48
GLB39 158	GRT22 308	HL101 36	LC114 48
GLB54 158	GRT23 308	HLM101 36	LCHB 50
GLB60 158		HL113 36	LCFB 50
GL18 158	HBC4GE 170	HLM113 36	
GL18/54 158	HBC4GEY 170	HL10 38	LCM01S 42
GL18/60 158	HBC4GMB 170	HLM10 38	LCM02/1D 42
GLB39HB 160	HBC4GMYB 170	HL03 38	LCM02/NDS 42
GLB54HB 160	HBRC301 170	HLM03 38	LCM02/NDSDP 44
GLB60HB 160	HBRC501 170	HL114 38	LCM02 44
GL18HB 160	HFBLM 172	HLM114 38	LCM02DP 44
GL18/54HB 160	HBRC930 170	HLHB 40	LCM101 46
GL18/60HB 160		HLMHB 40	LCM113 46
	HL01S 32	HLFB 40	LCM10 48
GRT01 304	HLM01S 32	HLMFB 40	LCM03 48
GRT01L 304	HL02/1D 32		LCM114 48

Model / Page No.	Model / Page No.	Model / Page No.	Model / Page No.
LCMHB 50	LS249 272	MM103 234	MTF3875BS 180
LCMFB 50		MM301 234	MTF3875P 180
	LS282 246		MTF3880P 181
LS01 268	LS412 244	MS101 236	MTF5475BS 182
LS01HD 270	LS417 288	MS101V 236	MTF5475P 181
LS01HDUBS 270	LS417AW 288	MS102 236	MTF5480P 182
LS01HDUS 270	LS417US 290	MS102V 236	MTF6080P 183
LS01UB 268	LS47 288	MS103 238	MTF3675V 179
LS01UBS 268		MS103V 238	MTF3675QT 179
LS01US 268	MC01S 162	MS281 230	MTF3675GBS 179
	MC03 162	MS281US 230	MTF3675GS 179
LS15 284	MC04WD 162	MS282 230	MTF3675ECO 179
LS15AW 284	MC05 164	MS282US 230	MTF3680V 180
LS15US 284	MC07LG22TRK 168	MST01L 312	MTF3680QT 180
LS16 284	MC07LLTRK 168	MST04 312	MTF3680GBS 180
LS16AW 286	MC07LSTRK 168	MST06 312	MTF3680GS 180
LS16US 286	MC07TRK 168	MST07 312	MTF3680ECO 180
LS17 286	MC09DT24 166	MST08 231	MTF3875S 180
LS17AW 286	MC09DT36 166	MTF3675BS 179	MTF3875V 181
LS17US 288	MC10 164	MTF3675P 179	MTF3875QT 181
	MC103 164	MTF3675S 179	MTF3875ECO 181
LS241 272		MTF3680BS 179	MTF3880BS 181
LS242 272	MM101 234	MTF3680S 180	MTF3880S 181
LS248 272	MM102 234	MTF3680P 179	MTF3880V 181



I N D E X

Model / Page No.	Model / Page No.	Model / Page No.	Model / Page No.
MTF3880QT 181	MTF5475ISBS 184	PAS02 256	PSA08ND 56
MTF3880ECO 181	MTF6080ISBS 184	PAS03 256	PSA08RIGHT 56
MTF5475S 181		PASCT 300	PSA08/3D 56
MTF5475V 182	OB133B 172	PASET 300	PSA111 54
MTF5475QT 182	OB133VB 172	PASFCT 300	PSA113 54
MTF5475ECO 182		PASFT 300	PSA114 54
MTF5480BS 182	OS201 242	PASST 300	
MTF5480S 182	OS201/AI 242		PS02S/DPST 58
MTF5480V 182	OS202F 242	PC402 244	PS01S/ST 58
MTF5480QT 183		PC801 246	PS0W3ST 58
MTF5480ECO 183	OS301 240	PC881 246	PS0W6ST 60
MTF6080BS 183			PS114 60
MTF6080S 183	PA01 314	PR01 252	PS10 60
MTF6080V 183	PA01L 314	PR01V 252	PS113 62
MTF6080QT 183	PA02 314	PR02 252	PS113OS 62
MTF6080ECO 183	PA02L 314	PR02V 252	PS05NP/36 62
MTF3675F 184	PA03 316		PS08LEFT 64
MTF3675S 184	PA04 316	PR03 254	PS08RIGHT 64
MTF3680F 184	PA05 316	PR03V 254	PS08/3D 64
MTF3680FS 184	PA06 316		PSA08ND 64
MTF3875F 184	PA07 318	PSA01/3/SD 52	PS08SLEFT 64
MTF3875FS 184	PA08 318	PSA01S 52	PS08SRIGHT 66
MTF3880F 184		PSA02S/DP 52	PS08/3DS 66
MTF3880FS 184	PAS01 256	PSA08LEFT 56	PS08/3DS 66

Model / Page No.	Model / Page No.	Model / Page No.	Model / Page No.
PSA08NDS 66	RM05NP42 76	RM09DT24W 90	RM301S 106
PS08/30 66	RM05NP48 76	RM09DT36 88	RM303D2 108
PBHB 66	RM05W 74	RM09DT36N 88	RM303W 108
	RM05W/WAS 74	RM09DT36W 90	RM305 108
PST01 320	RM06 76	RM09DT49 88	
PST02 320	RM07 78	RM09DT49W 90	RM308LEFT 112
PST03 320	RM07HLK 78	RM09W 86	RM308RIGHT 112
PST04 320	RM07LG2 78	RM10 92	RM309DT24 110
	RM07LG22 78	RM10TV 92	RM309DT36 110
RM01 68	RM07LG22HLK 78	RM102 92	RM310 110
RM01S 68	RM07LG22TRK 80	RM103 90	RM3103 110
RM02 68	RM07LL 78		RM320 106
RM02/1D 68	RM07LLHLK 78	RM12 70	RM378(36) 112
RM02LG2 68	RM07LLTRK 80		RM378(36)2DSS 114
RM03 72	RM07LS 80	RM18 82	RM378(54) 112
RM03D2 72	RM07LSHLK 80	RM18HB 86	RM378(54)2DSS 114
RM03W 72	RM07LSTRK 82		RM378(60) 112
RM04 72	RM07SR 80	RM22/66 94	RM380 106
RM04/4D 74	RM07TRK 80	RM24/18 94	
RM04W 72	RM08 82	RM24/36 94	RM701/24 86
RM04WD 72	RM08ND 82		RM701/30 86
RM05 74	RM09 86	RM26 84	RM72 94
RM05/2DP 76	RM09DT24 88	RM28 84	RM72LG2 94
RM05NP36 76	RM09DT24N 88		RM78 94



I N D E X

Model / Page No.	Model / Page No.	Model / Page No.	Model / Page No.
RMB339 114	RM504 14	ROC05 248	SF3001 206
RMB354 114	RM504W 14	ROC07 250	SF3002 206
	RM504WD 14		SF3003 206
RMB39 84	RM504/4D 14	RS01 260	
RMB39HB 86	RM504/2A2 14	RS01V 260	SF3101 208
RMB54 84	RM505 16	RS02 260	SF3101UAP 208
RMB54HB 86	RM505W 16	RS02V 260	SF3102 208
RMB60 84	RM505W/WAS 16	RS03 262	SF3102UAP 208
RMB60HB 86	RM505NP36 16	RS03V 262	SF3103 210
	RM505NP42 16	RSRC01 264	SF3103UAP 210
RMMW10 92	RM505NP48 16	RSRC02 264	
	RM505/2DP 18	RSRC03 266	SF4001 204
RMLG22LOFT 98	RM506 18		SF4002 204
RMLG2LOFT 96	RM510 20	SF35 292	SF4003 204
RMLOWLOFT 102	RM5102 20	SF45 292	
	RM5103 20		SF4101 192
RM501S 10	RM508 20	SF1001 214	SF4101N 192
RM502 10	RM578 20	SF1002 214	SF4101NT 192
RM502/1D 10		SF1003 214	SF4102 194
RM502LG2 10	RN101 258		SF4102N 194
RM503 12	RN101/AI 258	SF2001 188	SF4103 196
RM503W 12		SF2002 188	SF4103N 196
RM503D2 12	ROC01 248	SF2003 188	
RM503/2D 12	ROC01SP 248	SF2005 188	

Model / Page No.	Model / Page No.	Model / Page No.	Model / Page No.
SF5101 186	SF6406 222	SM101 274	STPA01 314
SF5101T 186		SM101N 274	STPA01L 314
SF5102 186	SF7101 212	SM101HB 276	STPA02 314
SF5103 186	SF7102 212	SM102 278	STPA02L 314
	SF7103 212	SM102NI 278	STPA03 316
SF6001 224		SM103 280	STPA04 316
SF6002 224	SF801 198	SM103NI 280	STPA05 316
SF6003 224	SF802 198	SM301 282	STPA06 316
SF6006 224	SF803 198		STPA07 318
	SF805 198	SMET 282	STPA08 318
SF6101 200		SMST 282	
SF6102 200	SF8001 190		UT2430X 324
SF6103 200		STGRT01 304	UT3030X 326
	SF8101 232	STGRT01L 304	UT3636X 328
SF6201 216	SF8102 232	STGRT02 304	UT36RDX 330
SF620AR 216	SF8103 232	STGRT02L 306	UT4242X 332
SF6201AL 216		STGRT03 306	UT42RDX 334
SF6245IA 216	SF901 202	STGRT04 306	
SF6222IA 218	SF902 202	STGRT05 306	
SF6222OA 218	SF903 202	STGRT06 308	
		STGRT07 308	
SF6401 220	SF9001 190	STGRT08 308	
SF6402 220	SF9006 190		
SF6403 220			

 **addenfurniture.com**

Adden Furniture, Inc.

710 Chelmsford Street, Lowell, MA 01851 ▲ 104 First Street NW, Hildebran, NC 28637
978.454.7848 ▲ 800.625.3876 ▲ Fax: 978.453.1449