



Bristol's frame components are machined into puzzle like pieces on state of the art CNC equipment to within the tightest of tolerances. During the assembly process, these components lock together while commercial adhesives and mechanical fasteners are introduced to further enhance the construction. This process results in the most durable, robust and stable foundation from which to build upholstered furniture. Sinuous wire springs are added, tied together and connected to tape lined clips which prevent squeaking. This improves the longevity and overall strength. Foam is commercial grade for comfort and resiliency.



SF5101

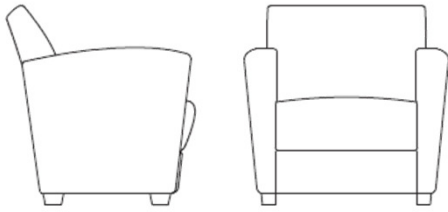


SF5102

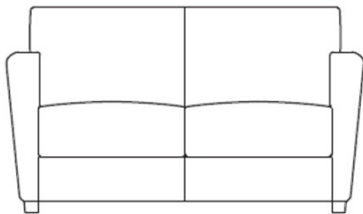


SF5103

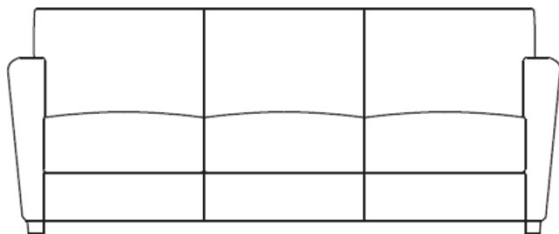
SF5101



SF5101 Bristol Chair
 30.5"d x 33"w x 32.5"h
 25.5" arm ht 17.5" seat ht



SF5102 Bristol Two-Seat Sofa
 30.5"d x 56.5"w x 32.5"h
 25.5" arm ht 17.5" seat ht



SF5103 Bristol Three-Seat Sofa
 30.5"d x 79.5"w x 32.5"h
 25.5" arm ht 17.5" seat ht

Standard Features:

- Hardwood engineered plywood frame components, puzzle cut
- Arched, sinuous wire springs
- Lined spring clips to prevent squeaking
- 7" Thick laminated foam seat cushion with polyfiber wrap for added comfort
- Cushion clipped to chair with "D" ring elastic ties and spring clips
- Double needle stitching
- Tapered block leg: Standard finishes
 Natural, Light Cherry,
 Cherry, Dark Mocha, Stone

Options:

- Cal 133 compliance
- Moisture barrier for seat
- Contrast stitching (with double needle only)
- Tablet arm | 12" dia black HPL
- (2) Fabrics

Coordinating wood tables and chairs available