



SF4101N



SF4101

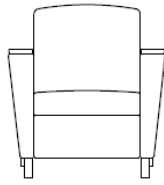
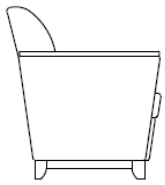


SF4102

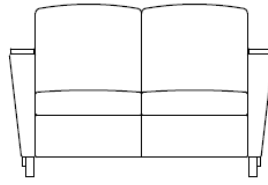


SF4103

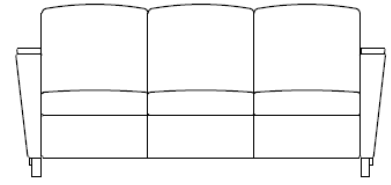
Exeter's frame components are machined into puzzle like pieces on state of the art CNC equipment to within the tightest of tolerances. During the assembly process, these components lock together while commercial adhesives and mechanical fasteners are introduced to further enhance the construction. This process results in the most durable, robust and stable foundation from which to build upholstered furniture. Sinuous wire springs are added, tied together and connected to tape lined clips which prevent squeaking. This improves the longevity and overall strength. Foam is commercial grade for comfort and resiliency.



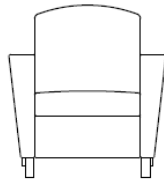
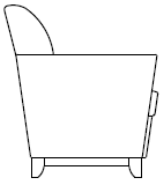
SF4101 Exeter Chair
31"d x 33"w x 35"h
26.25" arm ht 18" seat ht



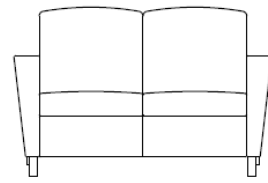
SF4102 Exeter Two-Seat Sofa
31"d x 54"w x 35"h
26.25" arm ht 18" seat ht



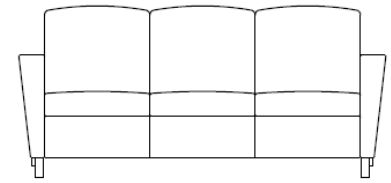
SF4103 Exeter Three-Seat Sofa
31"d x 76"w x 35"h
26.25" arm ht 18" seat ht



SF4101N Exeter Chair
with Uphostered Arm
31"d x 33"w x 35"h
25" arm ht 18" seat ht



SF4102N Exeter Two-Seat Sofa
with Uphostered Arm
31"d x 54"w x 35"h
25" arm ht 18" seat ht



SF4103N Exeter Three-Seat Sofa
with Uphostered Arm
31"d x 76"w x 35"h
25" arm ht 18" seat ht

Standard Features:

- Hardwood engineered plywood frame components, puzzle cut
- Arched, sinuous wire springs
- Lined spring clips to prevent squeaking
- 3" Thick commercial grade foam seat cushion with polyfiber wrap for added comfort
- Cushion non-removable
- Top and Double needle stitch
- Bolted sled leg: Standard finishes
Natural, Light Cherry,
Cherry, Dark Mocha, Stone

Options:

- Cal 133 compliance
- Moisture barrier for seat
- Contrast stitching (with double needle)
- (2) Fabrics

Coordinating wood tables and chairs available