



Somerset's frame components are machined into puzzle like pieces on state of the art CNC equipment to within the tightest of tolerances. During the assembly process, these components lock together while commercial adhesives and mechanical fasteners are introduced to further enhance the construction. This process results in the most durable, robust and stable foundation from which to build upholstered furniture. Sinuous wire springs are added, tied together and connected to tape lined clips which prevent squeaking. This improves the longevity and overall strength. Foam is commercial grade for comfort and resiliency.



SF3101



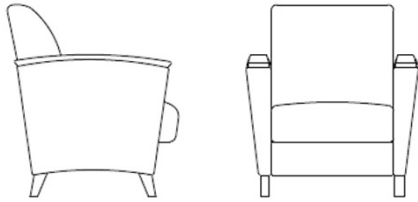
SF3101



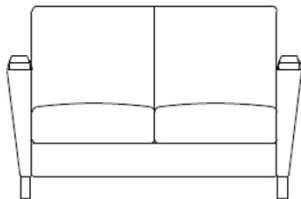
SF3102



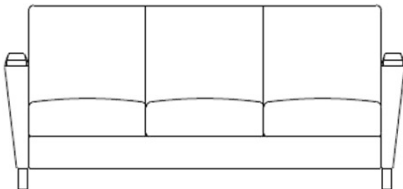
SF3103



**SF3101** Somerset Chair  
31"d x 31.5"w x 34.5"h  
26" arm ht 17" seat ht



**SF3102** Somerset Two-Seat Sofa  
31"d x 53.5"w x 34.5"h  
26" arm ht 17" seat ht



**SF3103** Somerset Three-Seat Sofa  
31"d x 75"w x 34.5"h  
26" arm ht 17" seat ht



**Standard Features:**

- Hardwood engineered plywood frame components, puzzle cut
- Arched, sinuous wire springs
- Lined spring clips to prevent squeaking
- 3" Thick commercial grade foam seat cushion with polyfiber wrap for added comfort
- Cushions are non-removable
- Double needle stitching
- Integrated wood leg: Standard finishes  
Natural, Light Cherry,  
Cherry, Dark Mocha, Stone

**Options:**

- Cal 133 compliance
- Moisture barrier for seat
- Contrast stitching (with double needle only)
- (2) Fabrics

Coordinating wood tables and chairs available