

Upholstered & Modular SEATING COLLECTIONS




INTRODUCTION

When you select furniture manufactured by ModuForm, you're investing in products that have been designed, engineered and built to be durable, attractive and comfortable. We have been providing high-quality furniture for learning, living, healing and collaborative spaces since 1976. Throughout our history, we have taken great pride in how our products withstand the disorder commonly found in unpredictable environments. Today is no different. ModuForm's Adden seating collection is a unique line of fully upholstered lounge furniture that has been designed to answer the problems inherently found in our customers' facilities. This is our heritage and how we have grown from humble beginnings into two separate factories which in total comprise 160,000 square feet of state-of-the-art manufacturing space.

When you invest in ModuForm you receive:

- Hardwood frames constructed with interlocking mortise and tenon like joinery (puzzle cut)
- Joinery enhanced using commercial adhesives and mechanical fastening for a stout frame
- High tension "S" coil springs tied together to provide superior construction and unmatched comfort
- Anti-squeak clips that hold the springs tight to the frame
- Pure polyurethane foam for long lasting comfort and a comfortable sit
- Well-tailored, four-way matching for a beautiful aesthetic

Our team of experienced and highly-trained sales professionals and customer service representatives can help you select the appropriate collection to meet the unique challenges you face. Whether you are creating living spaces for student residence halls and want reconfigurable and easy to move furniture for students to enjoy, or healing environments for those who need furniture that reflect a level of compassion and vigilance for their welfare, we're here for you.



MATERIALS & CONSTRUCTION

Upholstery Frames



Double Needle



Top Stitch



Single Needle



1 PUZZLE CUTTING

- Premium grade, hardwood plywood
- CNC machined pieces cut within 1/32" tolerance
- "Puzzle" like pieces are cut into the plywood
- Shapes interlock during assembly




2 FRAME ASSEMBLY

- "Puzzle" pieces are removed from the sheet
- Shapes are "locked" together
- Joints are enhanced with commercial adhesives and framing fasteners



3 SPRING UP

- Premium grade engineered hardware rails with no-squeak clips are securely fastened to the frame
- "S" shaped sinuous wire steel coils are connected to the clips and locked
- Springs reinforced with tie rods for "no-sag" construction



4 CUTTING

- Fabric analyzed for best cutting yield
- Patterns used to cut specific & exact shapes
- Commercial grade fabric knives are utilized



5 SEWING

- Industrial grade sewing machines produce several high-quality stitches
- Double needle, Top stitch & Single needle
- Highly durable and bonded nylon thread is used
- Contrast or blending options available



6 UPHOLSTERING

- Highly skilled and trained upholsterers
- Four-way matching is executed on each unit
- Exceptional fit, finish and tailoring on each and every piece



COLLEGETOWN

Shown with Dalton cubes and bench


STANDARD FEATURES

- Hardwood engineered plywood frame components, puzzle cut
- Arched, sinuous wire springs
- Tape lined spring clips to prevent squeaking
- 5" Thick commercial grade foam seat cushion with polyfiber wrap for added comfort
- Seat cushion attached to chair with 2 "D" ring elastic ties and spring clips
- Single needle stitching
- Tapered block leg – Standard finishes: Natural, Light Cherry, Cherry, Dark Mocha, and Stone
- MAS Certified Green



SFCT01 | Chair

Flex cover option available.
(See page 20)



SFCT02 | Two-Seat Sofa



SFCT03 | Three-Seat Sofa

COLLEGETOWN TIGHT SEAT



SFCTTS01 | Chair



SFCTTS02 | Two-Seat Sofa



SFCTTS03 | Three-Seat Sofa



SF4101 | Chair



SF4102 | Two-Seat Sofa



SF4103 | Three-Seat Sofa

EXETER

STANDARD FEATURES

- Hardwood engineered plywood frame components, puzzle cut
- Arched, sinuous wire springs
- Tape lined spring clips to prevent squeaking
- 3" Thick commercial grade foam seat cushion with polyfiber wrap for added comfort
- Cushion non-removable
- Top and Double needle stitch
- Bolted sled leg – Standard finishes: Natural, Light Cherry, Cherry, Dark Mocha, Stone



STANDARD FEATURES

- Hardwood engineered plywood frame components, puzzle cut
- Arched, sinuous wire springs
- Tape lined spring clips to prevent squeaking
- 5" Thick commercial grade foam seat cushion with polyfiber wrap for added comfort
- Seat cushion attached to chair with 2 "D" ring elastic ties and spring clips
- Pillow back cushion filled with polyester fiber fill for added comfort
- Double needle stitching
- Tapered block leg – Standard finishes: Natural, Light Cherry, Cherry, Dark Mocha, Stone
- MAS Certified Green

*Flex cover option available.
(See page 20)*



SF3001 | Chair



SF3002 | Two-Seat Sofa



SF3003 | Three-Seat Sofa



SF3002 | Two-Seat Sofa

SALEM





BRISTOL

Shown with 1160 tables finished in cherry

STANDARD FEATURES

- Hardwood engineered plywood frame components, puzzle cut
- Arched, sinuous wire springs
- Tape lined spring clips to prevent squeaking
- 7" Thick laminated foam seat cushion with polyfiber wrap for added comfort
- Seat cushion attached to chair with 2 "D" ring elastic ties and spring clips
- Double needle stitching
- Tapered block leg – Standard finishes: Natural, Light Cherry, Cherry, Dark Mocha, and Stone
- MAS Certified Green



SF5101 | Chair

*Flex cover option available.
(See page 20)*



SF5102 | Two-Seat Sofa



SF5103 | Three-Seat Sofa

BRISTOL FLEX



SF5101V | Chair



SF5102V | Two-Set Sofa



SF5103V | Three-Set Sofa

WESTMINSTER



SF7101 | Chair



SF7102 | Two-Seat Sofa



SF7103 | Three-Set Sofa



STANDARD FEATURES


- Hardwood engineered plywood frame components, puzzle cut
- Arched, sinuous wire springs
- Tape lined spring clips to prevent squeaking
- 7" Thick laminated foam seat cushion with polyfiber wrap for added comfort
- Seat cushion attached to chair with 2 "D" ring elastic ties and spring clips
- Double needle stitching and Welt cord
- Sled leg – Standard finishes: Natural, Light Cherry, Cherry, Dark Mocha, Stone
- MAS Certified Green



MADISON



Shown with utility table



STANDARD FEATURES

- Hardwood engineered plywood frame components, puzzle cut
- Arched, sinuous wire springs
- Tape lined clips to prevent squeaking
- 3" thick foam cushion with polyfiber wrap for added comfort
- Non-removable seat cushion
- Double needle stitching
- Wood cylinder leg – Standard finishes: Natural, Light Cherry, Cherry, Dark Mocha, Stone
- MAS Certified Green



BQD4842 | Single Banquette
Black Plinth Base



BQD4842 | Single Banquette



BQD4842 | Double Banquette



NEWMAN

Shown with 1160 series tables in natural

STANDARD FEATURES

- Hardwood engineered plywood frame components, puzzle cut
- Arched, sinuous wire springs
- Tape lined spring clips to prevent squeaking
- 7" Thick laminated foam seat cushion with polyfiber wrap for added comfort
- Seat cushion attached to chair with 2 "D" ring elastic ties and spring clips
- Double needle stitching and Welt cord
- Sled leg – Standard finishes: Natural, Light Cherry, Cherry, Dark Mocha, and Stone
- MAS Certified Green




SF7101-35 | Chair



SF7102-35 | Two-Seat Sofa



SF7103-35 | Three-Seat Sofa






PEABODY

Shown with Dalton ottoman and HPL top

STANDARD FEATURES

- Hardwood engineered plywood frame components, puzzle cut
- Arched, sinuous wire springs
- Tape lined spring clips to prevent squeaking
- Commercial grade foam seat cushion with polyfiber wrap for added comfort
- Single needle | Welt cord available
- Non-removable cushion
- MAS Certified Green



PE113W | Chair

WILLIAM



SF2101 | Chair



SF2103 | Three-Seat Sofa



SF2102 | Settee

STANDARD FEATURES

- Hardwood engineered plywood frame components, puzzle cut
- Arched, sinuous wire springs
- Tape lined spring clips to prevent squeaking
- 5" Thick commercial grade foam seat cushion with polyfiber wrap for added comfort
- Seat cushion attached to chair with 2 "D" ring elastic ties and spring clips
- Single needle stitching
- Metal cylinder leg
- MAS Certified Green



KENSINGTON

Shown with 1150 tables finished in stone

STANDARD FEATURES

- Hardwood engineered plywood frame components, puzzle cut
- Arched, sinuous wire springs
- Tape lined spring clips to prevent squeaking
- 5" Thick commercial grade foam seat cushion with polyfiber wrap for added comfort
- Seat cushion attached to chair with 2 "D" ring elastic ties and spring clips
- Single needle | Welt cord
- Double curve wood leg – Standard finishes: Natural, Light Cherry, Cherry, Dark Mocha, and Stone
- MAS Certified Green



SF801 | Chair




SF805 | Ottoman



SF802 | Two-Seat Sofa



SF803 | Three-Seat Sofa





JOANNA

Shown with 1160 tables finished in light cherry



SF7501 | Chair



SF7502 | Two-Seat Sofa



SF7503 | Three-Seat Sofa

STANDARD FEATURES

- Hardwood engineered plywood frame components, puzzle cut
- Arched, sinuous wire springs
- Tape lined spring clips to prevent squeaking
- 6" Thick commercial grade foam seat cushion with polyfiber wrap for added comfort
- Seat cushion attached to chair with 2 "D" ring elastic ties and spring clips
- Single needle | Welt cord available
- Tapered wood block leg – Standard finishes: Natural, Light Cherry, Cherry, Dark Mocha, and Stone
- MAS Certified Green





EMMA

Shown with 1160 tables finished natural

STANDARD FEATURES


- Hardwood engineered plywood frame components, puzzle cut
- Arched, sinuous wire springs
- Tape lined spring clips to prevent squeaking
- 5" Thick commercial grade seat cushion with polyfiber wrap for added comfort
- Seat cushion attached to chair with 2 "D" ring elastic ties and spring clips
- Top Stitch
- Tapered wood block feet
 - Standard finishes: Natural, Light Cherry, Cherry, Dark Mocha, Stone
- MAS Certified Green



SF7511 | Chair




SF7512 | Two-Seat Sofa



SF7513 | Three-Seat Sofa





WILMINGTON

Shown with 1150 tables finished in cherry



SF1001 | Chair



SF1002 | Two-Seat Sofa



SF1003 | Three-Seat Sofa

STANDARD FEATURES

- Hardwood engineered plywood frame components, puzzle cut
- Arched, sinuous wire springs
- Tape lined spring clips to prevent squeaking
- 5" Thick commercial grade foam seat cushion with polyfiber wrap for added comfort
- Seat cushion attached to chair with 2 "D" ring elastic ties and spring clips
- Pillow back with polyester fiber fill for added comfort
- Non-removable back cushion
- Single needle stitching
- MAS Certified Green





UNIVERSITY

STANDARD FEATURES

- Hardwood engineered plywood frame components, puzzle cut
- Arched, sinuous wire springs
- Tape lined spring clips to prevent squeaking
- 3" Thick foam seat cushion
- Non-removable cushions
- Double needle stitching
- SF8001 shelf is 3/4" black HPL
- Wood cylinder leg – Standard finishes: Natural, Light Cherry, Cherry, Dark Mocha, and Stone
- MAS Certified Green



SF8001 | Chair w/Table



SF8201 | Chair | Open Front



SF8303 | Three-Seat Sofa



SF8301 | Chair | Closed Front



SF8303 | Three-Seat Sofa



SF8302 | Loveseat | Open Front



SF8302 | Loveseat | Closed Front

UPHOLSTERED SEATING

FORBES



Shown with 1100 series lamp table



835-01 | Chair



UPHOLSTERED MODULAR SEATING


BUMP



BMP-P | Chair | 30"d x 30"w x 30"h 16" sh



BMP-W | Chair | 30"d x 30"w x 30"h 16" sh



Rigid, high-impact, sealed base

UPHOLSTERED OTTOMAN

LOUIS



BOUNCE

BCE3X15V



SF8902 | Chair



UPHOLSTERED
MODULAR SEATING



CHELSEA

STANDARD FEATURES

- Hardwood engineered plywood frame components, puzzle cut
- Arched, sinuous wire springs
- Polyester added comfort
- Tape lined spring clips to prevent squeaking
- Single needle stitching
- Wood cylinder feet – Standard finishes: Natural, Light Cherry, Cherry, Dark Mocha, Stone
- MAS Certified Green

CHELSEA TABLES

*Flex cover option available.
(See page 20)*



SF6200TET | Lamp Table



SF6200ET | End Table



SF6245 | 45° Table



SF6290 | 90° Table



SF6201 | Chair



SF6222OA | 22° Outside Angle Chair



SF6201ARM | Arm Chair

CHELSEA JUNIOR



SF6201J | Chair



SF6201JARM | Arm Chair



SF6222IA | 22° Inside Angle Chair



SF6245IA | 45° Inside Angle Chair



UPHOLSTERED MODULAR SEATING

DALTON



BG8509 | BG8501HT | BG8510 | BG8501HT | BG8509



BG8501HT | BG8509 | BG8508 | BG8509 | BG8501HT | BG8505HT



BG8509 | BG8508 | BG8509 | BG8505HT



BG8509 | BG8501 | BG8509

STANDARD FEATURES

- Furniture grade engineered frame components, puzzle cut
- Commercial grade foam top where selected with polyfiber wrap for added comfort
- Double needle stitching
- 1" high-impact plastic foot
- 3/4" HPL tops with matching high-impact t-mold edge where selected



BG8508 | Curve



BG8505 | Drum



BG8501 | Wedge



BG8507 | Ottoman



BG8505HT | Drum



BG8502HT | Cube



BG8509 | Bench



BG8510 | Bench

STANDARD FEATURES

- Hardwood engineered plywood frame components, puzzle cut
- Arched, sinuous wire springs
- Tape lined spring clips to prevent squeaking
- Commercial grade foam seat cushion with polyfiber wrap for added comfort
- Double needle stitching
- Wood cylinder leg – Standard finishes: Natural, Light Cherry, Cherry, Dark Mocha, Stone
- MAS Certified Green



Shown with Chelsea lamp table and Dalton cube

HADLEY



SF6406 | Wedge Chair



SF6401 | Chair



UPHOLSTERED
MODULAR SEATING



JULIA

STANDARD FEATURES

- 18" Seat Height
- Top Stitch
- Commercial Grade Foam for Comfort
- Arched, sinuous wire springs
- Ganging Clip for Chairs, Curves and Wedges
- Silver or Black Metal Feet
- HPL Tops on Tables- Thermoplastic Matching Edge
- MAS Certified Green

- Option:** Double Needle Stitch
Option: Power



JUL01
Chair



JUL38RCB
Reverse Curve with Back



JUL01ARMR
Right Arm Chair Module
(available w/ Left Arm)



JULARMRTPOW
Right Table Arm w/ Power
(available w/ Left Arm)



JUL18DHT
Ottoman | HPL Top



JUL18PEDFT
Nesting Ottoman



JUL18DFT
Ottoman



JUL36DHT
Coffee Table | HPL Top



JUL38CB
Inside Curve with Back



JUL38WB
38° Wedge | Chair
(available in 30°)



JUL60RCB
Reverse Curve with Back



JUL38C
Curve | Bench



JUL38W
38° Wedge | Bench
(available in 30°)



JUL02BN
2 Seat Bench
(available with 3 Seat)



JUL60C
Curve | Bench



JUL60CB
Inside Curve with Back



JUL02
Settee (available w/ Arms
and Left or Right Arm)



JUL03 ARM
Sofa with Arms (available
w/Left or Right Arm,
and w/o Arms)

Flex Cover

ModuForm has been solving the problem of keeping high-traffic lounge spaces looking attractive and inviting for years. Our Flex Cover products deliver the essential features you need to easily maintain upholstered seating against the daily grind of rips, punctures, pulls and general distress. It's simple. All Flex Cover pieces can be easily taken apart in minutes (without tools) and components can be quickly replaced. Our process is quite unique in that all frames offer the time-tested durability we are known for and all pieces are well-tailed and fit with precision. Compare a traditionally upholstered ModuForm piece to a Flex Cover and all seams, corners and edges will look just as striking whichever you choose!

Flex cover available in the following collections: Bristol, Chelsea, Collegetown, and Salem.



Bristol Flex shown



Process starts here



1. Upon turning the chair over, you will find T-Knobs with screws



2. Unscrew each T-Knob by hand



3. Unscrew each cylinder leg by hand



4. Easily slide arms away from the chair body



5. Hook & loop fastening is exposed



6. Carefully pull the fabric off of the front rail



7. Carefully pull the fabric from the saddle



8. Fabric is now removed from all parts and cushions



9. All hardware removed by hand, without tools



10. Pieces still fit together



11. All steps can be done in reverse to re-upholster

Standard Features & Options

ModuForm offers an array of standard wood finishes.



Cherry



Stone



D-ring clips



Optional linking clip



Optional 110V | USB



Optional cup holder



Optional motion handle



Natural Oak



Light Cherry




Dark Mocha



Natural Maple



Optional caster



Black metal cylinder leg




Silver metal cylinder leg



Wood cylinder leg

Digital images are supplied for reference & may differ from actual due to screen settings, textures & patterns.

Upholstered & Modular SEATING COLLECTIONS



 MODUFORM