

EMMA LOUNGE SEATING

 MODUFORM



## EMMA LOUNGE


### Overview

- Premium contract, commercial and furniture grade, laminated, hardwood frame
- Frame assembled with interlocking components and reinforced utilizing high-grade commercial quality adhesive and galvanized mechanical framing fasteners
- High-grade commercial polyurethane foam with fiber wrap for shape and comfort
- Seats and backs feature "S" shaped continuous coils reinforced with paper covered tie rods for "no sag" construction
- Springs fixed to engineered hardwood rails using tape lined clips to prevent squeaking
- All seams stitched with finest quality bonded, low profile nylon thread. Superior strength and abrasion resistance
- Certified Green for healthier indoor environments



SF7511


## EMMA: FRAME



Frame components machined into "puzzle cut" components using a heavy-duty computer-controlled router to +/- 1/32" tolerance.

Assembled with interlocking components

 MODUFORM




## EMMA: CONSTRUCTION



Frames assembled with interlocking components and reinforced utilizing high-grade commercial quality adhesive and galvanized coated framing fasteners

All seams stitched with finest quality bonded, low profile nylon thread. Superior strength and abrasion resistance



 MODUFORM



EMMA LOUNGE



SF7511





14:05  
Saturday, 16. Mar



EMMA LOUNGE



SF7513



SF7512





## EMMA LOUNGE SEATING

ModuForm, Inc.  
172 Industrial Road  
Fitchburg, MA 01420  
(800) 221-6638  
[moduform.com](http://moduform.com)