



SF2001

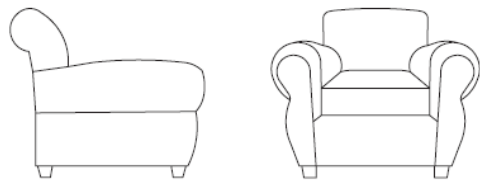


SF2003

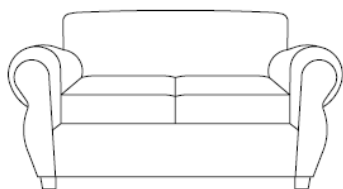


SF2001 and SF2005

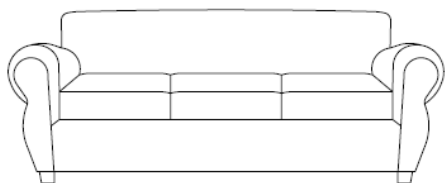
Canyon's frame components are machined into puzzle like pieces on state of the art CNC equipment to within the tightest of tolerances. During the assembly process, these components lock together while commercial adhesives and mechanical fasteners are introduced to further enhance the construction. This process results in the most durable, robust and stable foundation from which to build upholstered furniture. Sinuous wire springs are added, tied together and connected to tape lined clips which prevent squeaking. This improves the longevity and overall strength. Foam is commercial grade for comfort and resiliency.



SF2001 Canyon Chair
40.5"d x 39"w x 39"h
27.5" arm ht 22" seat ht



SF2002 Canyon Two-Seat Sofa
40.5"d x 60"w x 39"h
27.5" arm ht 22" seat ht



SF2003 Canyon Three-Seat Sofa
40.5"d x 79"w x 39"h
27.5" arm ht 22" seat ht



SF2005 Canyon Ottoman
21.5"d x 24.5"w x 14.5"h

Standard Features:

- Hardwood engineered plywood frame components, puzzle cut
- Arched, sinuous wire springs
- Lined spring clips to prevent squeaking
- 5" Thick commercial grade seat cushion with polyfiber wrap for added comfort
- Cushion clipped to chair with "D" ring elastic ties and spring clips
- Top Stitch
- Tapered wood block feet: Standard finishes
Natural, Light Cherry,
Cherry, Dark Mocha, Stone

Options:

- Cal 133 compliance
- Moisture barrier for seat
- (2) Fabrics

Coordinating wood tables and chairs available