



SF7103

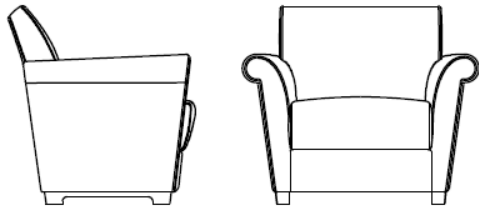
Westminster's frame components are machined into puzzle like pieces on state-of-the-art CNC equipment to within the tightest of tolerances. During the assembly process, these components lock together while commercial adhesives and mechanical fasteners are introduced to further enhance the construction. This process results in the most durable, robust and stable foundation from which to build upholstered furniture. Sinuous wire springs are added, tied together and connected to tape lined clips which prevent squeaking. This improves the longevity and overall strength. Foam is commercial grade for comfort and resiliency. Fabric is upholstered to the frame with precision for a tailored fit and finish.



SF7101



SF7102



**SF7101** Westminster Chair  
 30"d x 39.5"w x 32.5"h  
 25.5" arm ht 17.5" seat ht

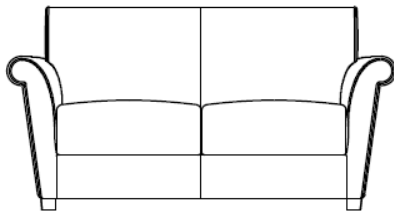
Standard Features:

- Hardwood engineered plywood frame components; puzzle cut
- Arched, sinuous wire springs
- Lined spring clips to prevent squeaking
- 7" Thick laminated foam seat cushion with polyfiber wrap for added comfort
- Cushion clipped to chair with "D" ring elastic ties and spring clips
- Double needle stitching | Welt cord
- Bolted sled leg: Standard finishes  
 Natural, Light Cherry,  
 Cherry, Dark Mocha, Stone

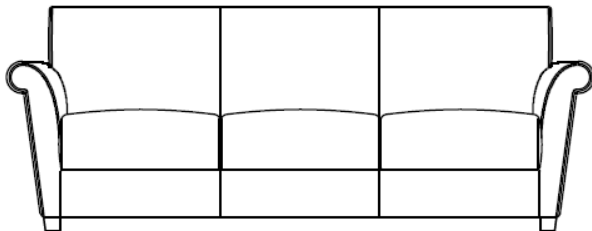
Options:

- Cal 133 compliance
- Moisture barrier for seat
- Contrast stitching (with double needle only)
- (2) Fabrics

Coordinating wood tables and chairs available



**SF7102** Westminster Two-Seat Sofa  
 30"d x 60"w x 32.5"h  
 25.5" arm ht 17.5" seat ht



**SF7103** Westminster Three-Seat Sofa  
 30"d x 81.5"w x 32.5"h  
 25.5" arm ht 17.5" seat ht

