

NEWMAN LOUNGE SEATING

**MODU
FORM[®]**



NEWMAN LOUNGE




SF801

Overview


- Premium contract, commercial and furniture grade, laminated, hardwood frame
- Frame assembled with interlocking components and reinforced utilizing high-grade commercial quality adhesive and galvanized mechanical framing fasteners
- High-grade commercial polyurethane foam with fiber wrap for shape and comfort
- Seat deck features "S" shaped continuous coils reinforced with paper covered tie rods for "no sag" construction
- Seat cushion is loose and is attached with two nylon elastic straps
- Back incorporate "S" shaped continuous coils reinforced with paper covered tie rods for "no sag" construction. Springs are concealed and softened using a non-woven cover and up to 3" of polyurethane commercial grade foam with a layer polyester fiber wrap for shape and comfort.
- Springs fixed to engineered hardwood rails using tape lined clips to prevent squeaking
- All seams stitched with finest quality bonded, low profile nylon thread. Superior strength and abrasion resistance
- Certified Green for healthier indoor environments



NEWMAN: FRAME



Frame components machined into "puzzle cut" pieces using a heavy-duty computer-controlled router to +/- 1/32" tolerance.



Assembled with interlocking components




NEWMAN: CONSTRUCTION



Frames assembled with interlocking components and reinforced utilizing high-grade commercial quality adhesive and galvanized coated framing fasteners

All seams stitched with finest quality bonded, low profile nylon thread. Superior strength and abrasion resistance



NEWMAN LOUNGE



SF7101-35



NEWMAN LOUNGE




SF7102-35



SF7103-35



MODU FORM®



SF7103-35

NEWMAN LOUNGE SEATING

ModuForm, Inc.
172 Industrial Road
Fitchburg, MA 01420
(978) 345-7942
moduform.com