

# WILMINGTON LOUNGE SEATING

# MODU FORM<sup>®</sup>





# WILMINGTON LOUNGE




SF1001

## Overview

- Premium contract, commercial and furniture grade, laminated, hardwood frame
- Frame assembled with interlocking components and reinforced utilizing high-grade commercial quality adhesive and galvanized mechanical framing fasteners
- High-grade commercial polyurethane foam with fiber wrap for shape and comfort
- Seats deck features "S" shaped continuous coils reinforced with paper covered tie rods for "no sag" construction
- Seat cushion is loose and is attached with two nylon elastic straps
- Pillow back contains polyester fiber filling. Two baffles sewn into back to keep fiber evenly dispersed within the cushion.
- Springs fixed to engineered hardwood rails using tape lined clips to prevent squeaking
- All seams stitched with finest quality bonded, low profile nylon thread. Superior strength and abrasion resistance
- Certified Green for healthier indoor environments




# WILMINGTON: FRAME



Frame components machined into "puzzle cut" pieces using a heavy-duty computer-controlled router to +/- 1/32" tolerance.

Assembled with interlocking components






# WILMINGTON: CONSTRUCTION



Frames assembled with interlocking components and reinforced utilizing high-grade commercial quality adhesive and galvanized coated framing fasteners

All seams stitched with finest quality bonded, low profile nylon thread. Superior strength and abrasion resistance



# WILMINGTON LOUNGE



SF1001





# WILMINGTON LOUNGE



SF1002



SF1003



# MODU FORM®



SF1003

## WILMINGTON LOUNGE SEATING

ModuForm, Inc.  
172 Industrial Road  
Fitchburg, MA 01420  
(978) 345-7942  
moduform.com